



# 2024 UNIT PLANNING GUIDE

## Scouts BSA & Venturing Crews



This Guide is a resource for planning a successful summer camp experience. It includes information on the camp facilities, program opportunities, health and safety guidelines, and other important details to consider when preparing for your trip. The guide is designed to assist Scout leaders in creating a fun and safe camping experience for their Scouts and may be updated periodically during the year so be sure to visit [www.quivira.org/2024 Summer Camp](http://www.quivira.org/2024 Summer Camp) to access the most current Unit Planning Guide and other updated information.



Dear Unit Leaders,

Thank you for considering QSR for your unit's summer destination.

This Summer at QSR is particularly exciting as we introduce two brand new programs!

- HIGH Q adventure week features 8 different programs for our older Scouts that are looking for adventure and new experiences at camp.
- OAKS is a 1st year program designed to help new Scouts get a strong start with a week dedicated to learning fundamentals of the Scouting program, rank advancement from Tenderfoot to First Class, event/activity planning, and opportunity to earn the First Aid and Swimming merit badges.

As you prepare for your visit to QSR, we'd like to share our six Guiding Principles:

Safety, Mission, Guest Service, Excellence, Ownership, and Integrity.

Safety is most important, if Scouts do not feel safe, they will not be impacted by the benefits of our program. To ensure safety, we not only earn the BSA National Camp Accreditation, but we have also conducted multiple assessments of program areas throughout the year to ensure that safety is our top priority.

Mission at QSR is to function as a tool to develop character, leadership, citizenship, and fitness that helps your unit carry out the mission of Scouting.


Guest Service stems from all of our QSR staff knowing we need to wow your unit at every opportunity. We are here for you as you prepare for camp, when you arrive, and as follow-up after your momentous week at camp.

Excellence, Ownership, and Integrity are vital in every aspect of QSR life. We train our staff how to exemplify these principles, and you will see these principles throughout your experience in either or both of our Traditional Camp Program or HIGHQ!

We look forward to seeing you at QSR!

QSR Camp Staff





# THE PURPOSE OF THIS GUIDE


This guide is meant to assist your unit, especially the Summer Camp Coordinator, to prepare for QSR Summer Camp. This guide is organized in a chronological order of preparation, to help you know that you are on track.

If you start on page one and follow the steps listed on each page, your unit is guaranteed to be ready for QSR. The “Table of Contents” is designed to also function as a master checklist to ensure you’re prepared.

The goal of incorporating the QSR website in this guide is to help the unit leader easily share its relevant content with all stakeholders (Scouts, Adult Leaders, Parents of Scouts) in your unit.

We welcome any feedback or suggestions you may have to improve this guide. Please contact the Program Executive by email: [askquivira@scouting.org](mailto:askquivira@scouting.org)





# TABLE OF CONTENTS

## **Chapter One: Offseason preparations**

- Managing Unit Reservations: 6
- Know before you Go, Rules and Policies: 8
- Camp Fees and payment schedule: 10
- Specialty Camp Experience: 11

## **Chapter Two: Commitments and registration**

- Register Scouts for Programs: 13
- Share Merit Badge opportunities: 14
- Equipment for your unit: 16
- Determine arrival time to QSR and organize carpool / drivers: 17
- Determine swim qualification plans: 18
- Share Living with Wildlife guidance (ticks, racoons, mosquitos, bats): 19
- Share how to contact QSR: 20

## **Chapter Three: Three weeks before camp**

- Share packing list with participants and parents: 21
- Request dietary restrictions & OA inductees for call out ceremony: 22
- Review Scouting Event information, ensure accuracy, and collect forms: 23

## **Chapter Four: Departing for camp**

- Share travel plans to QSR with parents: 24
- What to expect at Camp: 26
- Camp Pioneer Map: 27
- Schedule for Traditional Program: 28
- Schedules for HIGH Q adventure: 29

## **Chapter Five: Departing from camp**

- Campsite check out: 33

## **Frequently Asked Questions (FAQ): 34**





## Summer Camp Coordinator Position Description

The description below is intended to assist the Unit Leader in identifying and explaining the role of a Summer Camp Coordinator to themselves or a volunteer taking on this significant role. While Scoutmasters can function as the adult leader in charge for summer camp, this is an excellent time to involve other Scouters with the logistics of preparing the troop for camp or being the in-camp adult leader for the week.

### Qualifications

Volunteer with Scouting Unit attending QSR Summer Camp

### Position Description

- Serve as primary coordinator for preparations for the QSR experience
- Utilizing resources outlined in this guide, inspire Scouts to attend QSR Summer Camp
- Recruit adult leaders and parents to serve in support roles such as merit badge coordinator, older Scout coordinator, carpool coordinator, etc...
- Serve as the voice of information from QSR Summer Camp team to your entire unit
- Ensure your unit has safe travel plans to and from QSR, and entire unit is aware of the schedule
- Collect necessary documents from Scouts, leaders, and parents.
- Submit necessary information into your reservation
- Coordinate with unit treasurer to ensure payments are submitted on time to Quivira Council
- Coordinate collection and distribution of merit badges and awards earned at Camp
- Review emails from QSR Summer Camp team and share relevant information


### Competencies

- Excellent communication, organizational, and leadership skills
- Problem solving and troubleshooting
- Ability to recruit fellow adult leaders for support
- Responsible and mature
- Strong time management and flexibility

### Time Commitment

On average, Summer Camp Coordinators are spending one hour a week on preparations





# CHAPTER ONE: OFFSEASON PREPARATIONS

The following steps are crucial to confirming your reservation and beginning your journey in preparation for QSR.

## Managing Unit Reservation

To manage your unit's registration, please visit: [quivira.org/2024 summer camp](https://quivira.org/2024%20summer%20camp)

Is this your first time, or do you need help figuring out the registration process? Scan the QR code below with your camera app and tap the link to find RESOURCES that will help you through the registration process.

Stay connected throughout the year!


A great deal of information is shared throughout the year, including program highlights, meeting announcements, and contests on social media.

- [www.QUIVIRA.org](https://www.QUIVIRA.org)
- [AskQuivira@Scouting.org](mailto:AskQuivira@Scouting.org)
- [www.facebook.com/QUIVIRA\\_COUNCIL](https://www.facebook.com/QUIVIRA_COUNCIL)



**PRO TIP: MOST UNITS COMPLETE THESE TASKS EITHER BEFORE DECEMBER 15, OR AS SOON AS THEY MAKE A RESERVATION.**



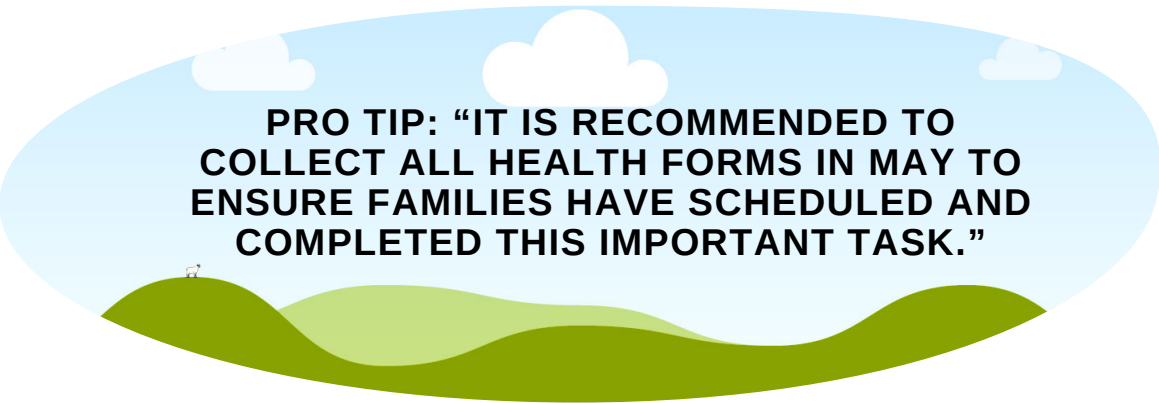


## CHAPTER ONE: OFFSEASON PREPARATIONS

### First Things First!

Double check that your unit has these items lined up first.

- **Adult Supervision**
  - Two registered adult leaders 21 years of age or over are required at all Scouting activities, including meetings.
  - There must be a registered female adult leader 21 years of age or over in every unit serving females.
  - A registered female adult leader 21 years of age or over must be present for any activity involving female youth.
  - All adults accompanying a Scout who are present overnight must be registered as leaders.
  - All adults must have completed Youth Protection training
  - If you are having trouble finding adult leadership, connect with the QSR Summer Camp team and we will help troubleshoot. Often, we can pair your unit with another unit.
- **Health Forms**
  - All participants must have an annual physical, this includes Part A, B, and C.



**PRO TIP: "IT IS RECOMMENDED TO COLLECT ALL HEALTH FORMS IN MAY TO ENSURE FAMILIES HAVE SCHEDULED AND COMPLETED THIS IMPORTANT TASK."**



## CHAPTER ONE: OFFSEASON PREPARATIONS

### KNOW BEFORE YOU GO!


#### RULES AND POLICIES

- Scouts are not allowed to leave camp with someone other than their authorized parent or guardian and without the express approval of the Unit leader and Camp Director. The Unit Leader **MUST** accompany the Scout leaving and sign the “Check Out Form”. Prior approval from the legal parent or guardian is required for a Scout to leave Camp early.
- Always wear a seatbelt.
- All people are to ride in vehicles only where they have a dedicated seatbelt.
- Observe camp speed limits of 5 mph.
- When not in use, all fuels must be kept in locked storage.
- Only your unit trailer is allowed at each campsite. If your unit needs to have a vehicle to assist a person with physical impairment, you will receive a special parking pass from the Camping Director.
- Scouts are expected to be at their campsite when the evening program ends.
- Leaders should only smoke in designated areas.
- The following items are prohibited:
  - Fireworks of any kind
  - Pets
  - Alcohol / Illegal drugs
  - Personal firearms
  - Sheath Knives
- The Buddy System is a required practice at QSR and this standard should be applied in a common-sense fashion. There may be some in-camp situations in which a buddy is not needed. We ask that units enforce the Buddy System as much as possible for everyone’s safety.
- Hiking is the preferred method of transportation at QSR.
- Only “big tire” bikes can handle our camp roads. Helmets must be worn.
- No touring or road bikes at camp!
- Please remind Scouts to be respectful of hikers and give notification when “passing on the left or right.”



**FAMILIES OR GUESTS MAY VISIT THE TROOP CAMPSITE WITH THE APPROVAL OF THE CAMP DIRECTOR, BUT WILL NOT BE ALLOWED TO PARTICIPATE.**





## CHAPTER ONE: OFFSEASON PREPARATIONS

### KNOW BEFORE YOU GO!

#### Health Forms

All youth and adults must have completed a long-term health and medical form to turn in upon arrival. Health forms are available on [www.Quivira.org](http://www.Quivira.org). At Camp, our Health Lodge director will collect, review, and store all health forms in our health lodge, until we return them at the end of the week.

#### Medications

The QSR Health Lodge is available for consulting and supporting adult leaders with Scouts medications. Any medications taken at camp must be on the participants Health Form. Urge Scouts to always keep rescue medications on their person. All medications must be kept in a locked container. Parents should discuss any medication concerns with attending adult leaders.

#### Deer and Wood Ticks

Concerns and health problems associated with various ticks have been widely reported throughout much of America, including the areas surrounding camps in Quivira Council. Please visit [www.Quivira.org/dealing-with-ticks](http://www.Quivira.org/dealing-with-ticks) to view the deer and wood tick resource.

#### Severe Weather


Emergency procedures and directions are posted in your campsite. Camp administration monitors weather conditions using information from the National Weather Service. In an emergency, QSR staff will notify your unit when it's time to head to appropriate locations. Generally, QSR will begin heading to shelters 45 minutes prior to the storm arriving.

#### Food Service

QSR offers a dining hall to all participants during BSA Traditional Resident Camp. The dining hall will provide USDA nutrition compliant meals. QSR Camp staff attempts to address all food allergies that are identified to them during the registration process. Please complete the special needs request form during registration for Camp.

#### Statement of Nondiscrimination

These camping opportunities are made available through Quivira Council, Boy Scouts of America. They meet the standards of the National Council, BSA, and are inspected to assure a high quality, successful camping experience. QSR is committed to a policy that all persons shall have equal access to its facilities, employment, and USDA Child Nutrition Problems without regard to race, creed, color, sex, national origin, age, or handicap.



## CHAPTER ONE: OFFSEASON PREPARATIONS

### Camp Fees and Payment Schedule

Youth Traditional: Early Bird Fee: \$340.00 Standard Fee: \$440.00 Late Fee: \$540.00

Youth HIGH Q: Early Bird Fee: \$390.00 Standard Fee: \$490.00 Late Fee: \$590.00

Adult: Early Bird Fee: \$125.00 Standard Fee: \$175.00 Late Fee: \$200.00

### Payment Schedule

- June 15th, 2023, program reservations open on-line.
- \$100 deposit made between June 15th – December 15th, 2023, secures the 2024 Early Bird price for your Unit. All deposits are non-refundable and credited to Unit fees due.
- Standard Fee applies from December 16th – April 15th, requires \$250 Unit deposit.
- Late Fee applies from April 16th – April 30th, 2024, requires payment in full.
- Campsite reservations will be conducted in two methods. Units will have the opportunity to volunteer for the annual Work Party on April 6th, 2024, in exchange for preferred campsite selection or Units will be able to request preferred campsites for \$50. While QSR Camp staff cannot guarantee that you will get the exact campsite that you want, we will work with you to fulfill your requests. Campsites are designed to host approximately 30 Scouts; therefore, the preferred campsite fee does not guarantee exclusive use of the campsite.
- 50% of Scout's balance is due before Merit Badges or High Q options can be selected.
- April 30th, 2024, full Unit payment is due for everyone attending.
- \$40 late fee per youth will be applied for past due payments.
- No discount will be applied for Units bringing their own food.
- In the event a guest (adult) is only staying for part of the week, the daily rate is prorated. Guests must be current with Youth Protection Training.
- Waivers to this fee structure can only be authorized by the Council Scout Executive.
- Consider costs beyond the fee from QSR for things like eating on the road, gas compensation for drivers, to supplement propane, etc. and have a conversation as a unit to determine what these costs are and how they will be covered.

**PRO TIP: "PUT MONEY IN A SEPARATE ENVELOPE FROM TRADING POST MONEY AND GIVE IT TO UNIT LEADERS TO MAKE SURE SCOUTS HAVE MONEY FOR FOOD AND DRINK ON THE TRIP TO AND FROM CAMP."**


### Camperships

Financial support is available through Quivira Council and the KEEP Program but it is limited, and is first come, first served. Visit this [www.quivira.org](http://www.quivira.org) for more information or email [askquivira@scouting.org](mailto:askquivira@scouting.org) for assistance.

### Trading Post

Scouts will find handicraft items, camp souvenirs, supplies, and treats available at the Trading Post. As a guideline, on average a Scout spends \$50 per week. Our Trading Posts accepts credit cards or cash.





## CHAPTER ONE: OFFSEASON PREPARATIONS

### SPECIALTY PROGRAM EXPERIENCES

At QSR, there are specialty programs for a variety of our Scouts and Units.

#### QSR'S OUTDOOR ADVENTURE FOR KINDLING SCOUTS: OAKS PROGRAM

To support your Unit's crossovers, or new Scouts, we offer "OAKS", a 1st year program focused on Scouting fundamentals. Scouts will spend the week dedicated to learning a large portion of the Tenderfoot, Second Class, and First Class Rank Advancements; such as, the patrol method, fire starting, Totem chip, orienteering, event/activity planning, citizenship, and opportunity to earn the First Aid and Swimming merit badges.

#### HIGH Q ADVENTURE WEEK

This specialty program is designed for older Scouts looking for a summer program focused on adventure and experience beyond the traditional merit badge focused camp. HIGH Q participants, youth and adult, can choose to either participate in a Core Crew focusing on a specific program activity for 5 days, or a Trekking Crew that will backpack and paddle around QSR experiencing a different program every day. Participants shall be a minimum age of 13 years old, are Blue Swimmer qualified, and able to swamp a canoe.



These program areas are created not only to earn merit badges, but to offer an in-depth curriculum that will help Scouts build upon their current skills or learn new ones.


HIGH Q Scouts can arrive as individuals, small groups, or whole Units and then split into their specific crews for the week.

HIGH Q Core Crew programs include:

- Q on Target (Shooting Sports)
- F.I.S.H. Camp
- Rock the Q (Rock Climbing)
- Conquer the Water (Aquatics)

During HIGH Q some crews will enjoy eating in the dining hall and some will cook in camp where they will eat as a crew for a few meals, and some of the treks will be provided ingredients to cook with and are expected to cook their own meals most of the time.

**PRO TIP: "HAVE YOUR SPL LOOK AT THE CAMPSITE MAP  
WITH THE PATROL LEADERS COUNCIL  
AND PLAN WHERE SCOUTS AND ADULTS ARE CAMPING  
BEFORE GETTING TO CAMP"**



## CHAPTER TWO: COMMITMENTS AND REGISTRATION

This chapter will focus on the steps related to engaging Scouts with the QSR website, getting program requests from them, and registering them online.

- Most units begin this process right after they complete Annual Planning, usually during the summer.
- Excite your older Scouts to head to Camp
- Use our Web Presence
- Facebook has constant reminders and advertisements for Scouts – check us out on social media as well!
- Word of Mouth
- Some units will have older Scouts share stories during the unit meeting of their older Scout adventures from last summer.







## CHAPTER TWO: COMMITMENTS AND REGISTRATION

### Register Scouts for Programs


November 1, 2023 – April 14, 2024

With a 50% down payment for a Scout, you can log into your reservation to select merit badge classes or HIGH Q adventure path for your Scouts. As some program areas and merit badges have limited availability, we want to ensure that all units can register for the activities they want to participate in. To learn more about QSR Traditional Summer Camp programs and register your unit go to [www.quivira.org/2024 summer camp](http://www.quivira.org/2024_summer_camp) or use the QR code in Chapter One.

Scouts, and adults, attending HIGH Q can register and participate as individuals or as a Troop/Crew/Ship. Information about HIGH Q and registration is also found at [www.quivira.org/2024 summer camp](http://www.quivira.org/2024_summer_camp) or the QR Code.

Remember that for QSR Traditional Summer Camp and HIGH Q, you can secure the Early Bird Fee by placing your deposit before December 15th and once there has been a 50% down payment for a Scout they can then make their selection for a specific adventure program.





## CHAPTER TWO: COMMITMENTS AND REGISTRATION

### SHARE MERIT BADGE OPPORTUNITIES

QSR offers over 40 different merit badges during summer camp. This includes a focus on aquatic merit badges by offering swimming, lifesaving, canoeing, kayaking, rowboats, waterskiing, personal water craft and other activities; including, Dragon boats, tubing, and our Sea Doo Program. Sea Doo is a brand of personal watercraft commonly referred to as a jet ski. Any reference to jet ski herein refers to our fleet of Sea Doo Rec Lites...come ride!

Nature and Outdoor skills are a focus at QSR and our 3,000-acre ranch allows for a quality program to be immersed into nature, wildlife, fishing, fly fishing, fish and wildlife management, and a robust outdoor skills program area.

For Scouts interested in expanding their experience to include progressive skills, we offer chess, game design, and a slew of technology activities that include utilizing a 3D printer delivered indoors in air-conditioned classrooms.

For the more adventurous there are merit badges and activities for rock climbing, wilderness survival, standup paddle board, and more!

#### HOW DO SCOUTS SIGN UP?

The unit coordinator will enter merit badge choices for Scouts through on-line registration accessible from [www.quivira.org/2024 Summer Camp](http://www.quivira.org/2024 Summer Camp) or use the QR code in this guide.

#### WHY ARE THERE AGE REQUIREMENTS?

QSR has limited capacities on merit badge sizes, and we do have recommended ages. These age guidelines help us attempt to ensure that Scouts are the right maturity and size for activities, and while we will not "ID" a Scout, we ask that your unit abide by the age recommendations. HIGH Q minimum age is 13 and more fully described in the HIGH Q section on page 11.

#### WHAT HAPPENS IF PAYMENT ON APRIL 15, 2024, IS MISSED?

On April 16, 2024, any program that was registered for, but the Scout failed to make the payment in full, will be opened for those on the "wish list". The "wish list" will be accommodated based on a first come - first served model, as well as based upon availability. To make sure that your Scouts' program requests are filled, ensure timely payments are made.





## MERIT BADGE LISTING

Below is a listing of the merit badges offered this season.

Additional information on merit badges, perceived difficulty, and requirements that will take additional time while at camp (outside of scheduled class time) along with required prerequisites can be accessed through the registration portal, [www.quivira.org/2024 Summer Camp](http://www.quivira.org/2024_Summer_Camp) for more information. Make sure you review this information with your Scouts to enable their advancement success!

### Aquatics

- Swimming
- Swim and Water Rescue
- Lifesaving
- Stand-Up Paddleboard
- Rowing
- Small-Boat Sailing
- Kayaking
- Sea Doo PWC
- Tubing
- Canoeing
- Mile Swim
- Swim Lessons

### Tribe Area

- Leatherwork
- Indian Lore

### Outdoor Adventure

- Climbing
- Cycling: Mountain Biking
- Cooking
- Hiking & Backpacking
- Orienteering
- Geocaching

### Target and Range Sports

- Archery, Rifle, and Shotgun

### Handicraft

- Art
- Sculpture
- Basketry
- Woodcarving
- Theater

### Technology

- Game Design
- Photography
- Communication
- Welding
- 3D Printing
- Chess

### Outdoor Skills


- First Aid
- Emergency Preparedness
- Pioneering
- Wilderness Survival
- Exploration
- Orienteering
- Signs, Signals, and Codes

### Nature

- Environmental Science
- Fishing
- Nature
- Weather
- Mammal Study
- Space Exploration
- Fish and Wildlife







## CHAPTER TWO: COMMITMENTS AND REGISTRATION

### BRINGING YOUR OWN EQUIPMENT


#### Recommended Troop Equipment

Bring these items for a fun week at QSR!

- **Twine and Rope**
- Patrol Flags
- American Flag
- Pens and Pencils
- Stationary for Scouts
- Camp Chairs
- Medicine lock box
- Extra Matches
- **Tent Stakes**
- Lanterns w/ Mantels
- Song Books
- Mosquito Netting
- Extra Paper Towels
- Merit Badge Library
- Ice Chest
- Chisels, hammers, safety glasses for carving rocks (3rd year campers)
- **First Aid Kit**
- Troop Identification Sign
- Sharpening Stone
- Battery Operated Clock
- Thumb Tacks
- Plastic Bags
- Padlock for Food Storage
- **Spare water bottles**

Bolded items are highly recommended by camp staff as a necessity for a momentous week.





## CHAPTER TWO: COMMITMENTS AND REGISTRATION

### DETERMINE UNIT ARRIVAL TIME

The address for QSR is:

1781 Road 19, Sedan, KS 67361.

We are located about 1 hour 30 minutes from Wichita KS; 3 hours 10 minutes from Kansas City KC; 6 hours from Dallas TX; and 5 hours 30 minutes from Little Rock AR.

#### Food

You will want to arrive at QSR between 1pm and 3pm on Sunday. Your first meal at QSR will be on Sunday evening. Make sure that you plan your route accordingly to allow for rest stops, food breaks, and fuel stops as you are traveling to QSR. While there are many small towns in Kansas along US highways, not all towns have fuel, dining, or rest stops.

Dinner will be served in the dining hall at 6pm on Sunday.

#### Can't arrive on Sunday?

If you are traveling over 300 miles and would like to request early arrival or have other restrictions or you can't arrive until Monday, you have until May 20th, 2024 to request a different arrival date by contacting the Program Executive via email:

[askquivira@scouting.org](mailto:askquivira@scouting.org)

In requesting an alternate arrival, my unit understands that for:

#### Monday Arrivals


My unit will notify the Program Executive of the plan to arrive as early as possible.

My unit understands that swim tests might not be available until free swim time on Monday afternoon and Units are encouraged to complete swim tests prior to arrival, see details on next page.

My unit understands that Scouts need to arrive prepared to participate in program.

My unit understands that depending on the time of arrival, they will need to set up their camp during their afternoon free time.





## CHAPTER TWO: COMMITMENTS AND REGISTRATION

### DETERMINE UNIT SWIM QUALIFICATION PLANS

All persons participating in BSA Aquatics are classified according to swimming ability. The classification tests and procedures have been developed and structured to demonstrate a skill level consistent with the circumstances in which the individual will be in the water. All participants must re-test annually. The Swimmer's test demonstrates the minimum level of swimming activity for recreational and instructional activity in a confined body of water with a maximum of 12-foot depth and with shallow water footing or a pool or pier edge always within 25 feet of the swimmer.

#### BSA SWIM TEST BEFORE CAMP:

We suggest that you complete Swim Tests before arriving at camp. Swim Tests completed before camp must be done by a certified lifeguard and a copy of the lifeguard's certification must be brought to camp along with the BSA Swim Classification Record. Use the [web site link](#) in this guide to access the BSA Swim Classification Record and other important forms for Camp! ([www.quivira.org/2024 Summer Camp](http://www.quivira.org/2024 Summer Camp))

#### BSA SWIM TEST AT QSR:

Swim Tests may also be completed at QSR on Sunday, sign up must be made when you arrive to check-in. Please be punctual on your assigned Swim Test time and in proper swim attire when arriving at the Waterfront.

Swim Tests can be attempted during "open swim time" if a Scout wishes to re-test. If a Scout re-tests and receives a lower swim classification, that will become their new classification.

Here are a few tips that will help your arrival day go smoothly:


Have your Scouts intentionally pack swimsuit and towel in an easily accessible location. As soon as your tents are set up, quickly change into your swimming attire, and pack dry clothes in a bag, then head down to the waterfront for your swim tests. There are changing rooms at the waterfront to change back into dry clothes before heading back to camp.

#### Special Notes:

QSR Aquatics staff can ask any participant to re-test at any point.

HIGH Q participants must be Blue Swimmer Qualified and able to un-swamp a canoe.

**PROPER SWIM ATTIRE:** Appropriate attire is required for all activities. BSA's National Aquatics Subcommittee recommends: swimsuits should be comfortable, functional, and appropriate for the specific aquatic activity. For males, swim trunks or board shorts are appropriate. For females, modest one-piece swimsuit/shirt style tankini, or swim trunks over one-piece are appropriate. Inappropriate swimwear includes swim briefs, speedo style briefs, bikinis, or swim trunks short enough to allow exposure.



## CHAPTER TWO: COMMITMENTS AND REGISTRATION

### SHARE THE LIVING WITH WILDLIFE GUIDENCE:

QSR owns approximately 3,000 acres with a private 480-acre lake. The benefit of this is that our wilderness remains very natural.

The Scouts BSA have become experts on sharing the woods with raccoons, deer, squirrels, ticks, bats, coyotes, and a whole lot more. All these animals and more have been seen around QSR.

To ensure all participants remain safe, do not leave easy access to food and other smellables. This will prevent almost all issues. Being vigilant about teaching your Scouts, particularly the younger youth, how to safely store food and items with a scent such as deodorant, toothpaste, etc. can deter most problems that can occur with wildlife. It is highly recommended that sugary drinks, candy bars, and other trading post snacks/drinks are not allowed in or near tents. No one wants to be surprised by a curious raccoon or field mouse entering their tent to have a snack.

### SHARE THE WORK PARTY OPPORTUNITY- APRIL 6TH, 2024, 9AM - 3PM

The annual QSR work party is on April 6th, 2024. QSR is very blessed to have a large camp, and even more so with the volunteers that help us get the camp ready for the summer. We invite adults, families, and Units to join us. All Skill Levels needed. Participation in the Work Party qualifies Early Bird registered Units for preferred Camp Site selection.


Work may include brush clearing, hauling, cleaning, and more to get campsites ready for the 2024 season! Come prepared to get dirty in a fun way, as we prepare for a great camping season.

Recommended to bring or wear:

- Weather appropriate clothing, that can get dirty or painted (work clothes)
- Long pants
- Boots
- Hat
- Leather Gloves
- 2x Water Bottles
- Lunch







## CHAPTER THREE: THREE WEEKS BEFORE CAMP

The following steps are best done three weeks before heading to camp.

### SHARE WITH PARENTS HOW TO CONTACT QSR

#### BY MAIL:

Mail should be addressed as follows: Name  
Troop Number  
1781 Road 19, Sedan, KS 67361

#### Example:

Johnny Scout  
Quivira Troop 3141  
Quivira Scout Camp  
1781 Road 19, Sedan, KS 67361

\*Make sure that you send mail at least one week in advance, as packages and mail will not be forwarded back from camp if your Scout has already departed camp!


BY PHONE: Camps office 620-725-5242 (during summer camp sessions only)

Emergency phone messages can be received at the number above. Caller should be prepared to leave details such as Scout's name and unit number. Due to camp size and program details, it may take up to several hours for a message to reach the recipient.

Mobile coverage varies by carrier, but in general it is available. We strive for a wilderness atmosphere at camp, and encourage limited usage by adults, and strongly discourage any use by youth.

#### BY EMAIL:

Askquivira@scouting.org is monitored throughout the business day, and messages can be communicated to your unit or Scouts through this email. Due to camp size, it may take up to several hours for a message to reach the recipient. Time sensitive or emergency communications should be conducted by phone as described above.



**PRO TIP: "OUR UNIT ASKS PARENTS TO SEND A PACKAGE SEVERAL DAYS BEFORE WE LEAVE FOR QSR TO HELP YOUNGER SCOUTS AVOID HOMESICKNESS"**



## CHAPTER THREE: THREE WEEKS BEFORE CAMP

### Share Packing List with Participants

Additional resources are available at [www.quivira.org/camping-resources](http://www.quivira.org/camping-resources). This is a wonderful time to conduct a “ruck shake down” to inspect and ensure that all participants are properly packed, have plenty of time to make corrections, and are ready for a momentous week at QSR.

What Scouts Need to Bring to Camp – Average temperatures range from 70 to 95

#### SCOUTS (REQUIRED)

- o BSA Physical, Signed
- o Poncho/Rain suit
- o Field Uniform
- o Sleepwear
- o Troop Activity Shirt
- o Toiletries
- o Jacket/Windbreaker
- o Insect Repellent
- o 6 Pair of Socks
- o 6 Pair of Underwear
- o 6 T-Shirts
- o 2 Pair Pants
- o 3 Pair Shorts
- o Scouting Handbook
- o Backpack
- o Sleeping Bag/Pillow
- o Personal First Aid Kit
- o Flashlight and Batteries
- o Swimming Apparel & towel
- o Tribal Coup Thong (Returners)
- o Closed Toe & Heel Shoes
- o Belt
- o Pens, pencils, paper
- o Wristwatch
- o Spending Money
- o Sunscreen

#### (OPTIONAL)

- o Mosquito netting
- o Bible or prayer Book
- o Pocketknife
- o Sewing kit



*Share your best practices! Many units have created their own packing lists based on decades of experience. Please share with us so we can continue to spread the knowledge and help other units prepare!*



## CHAPTER THREE: THREE WEEKS BEFORE CAMP

### GATHER DIETARY RESTRICTIONS

We are here to help you have an enjoyable camping experience and can provide substitutes or alternative menus for participants with one of the following dietary restrictions:

- Peanuts or nut allergies
- Gluten Allergies
- Lactose intolerance
- Pork restrictions
- Vegetarian

When signing up participants, you will be prompted to select your dietary restrictions from a list. Ensure when signing up participants that their dietary restrictions were properly noted.

Parents or unit leaders can reach out via email to [AskQuivira@Scouting.org](mailto:AskQuivira@Scouting.org).

What if my dietary restrictions are more complicated?

We are currently not able to provide alternative food for other or multiple restrictions. However, we will store and serve all food that is brought for participants who have additional dietary restrictions. Your fee may be discounted for providing your own food, for dietary restrictions only, upon prior approval from the Program Executive (discounts are not guaranteed and may be less than what you spend on food).

### ORDER OF THE ARROW INDUCTEE DETAILS

Our Order of the Arrow Call Out Ceremony occurs at closing campfire on Friday night. QSR works directly with the local Order of the Arrow and will review new inductee details with you at check-in.

Non-Quivira Council Units should bring a list of new inductees that you'd like to be called out and deliver it during check-in. Please include their name, Unit, Lodge, and Chapter.







## CHAPTER THREE: THREE WEEKS BEFORE CAMP

### FINALIZE SCOUTING EVENT INFORMATION

QSR closes online adjustments May 15, 2024. To make changes after this time, please email the Program Executive at [AskQuivira@Scouting.org](mailto:AskQuivira@Scouting.org).

#### Camp Roster

Please take time to review information in your online unit roster and make sure it is accurate. We are continuously checking participant registrations before May 15th to prepare for your arrival and an awesome experience at QSR!

#### Merit Badge Plans

Please take time to review merit badge information and make sure it is accurate. Ensure prerequisites are complete before arriving at camp. Review any other special needs/requirements/supply costs with Scouts.

#### Specialty Program Experiences

Rock Climbing, Waterskiing, and Sea Doo participation require that all participants arrive with all prerequisite work (if any, check the website) and specialty items listed (eg. long pants for climbing). Review requirements with your Scouts to be prepared!

### COLLECT PERSONAL WATERCRAFT RELEASE STATEMENTS


#### Who needs these forms?

Scouts participating in activities using Sea Doo Personal Watercraft (PWC) need to have completed a PWC agreement (included in the leader's registration packet) before a Scout will be allowed to drive a Sea Doo. Scouts that do not have this form can still participate; however, they will not be able to drive or ride a Sea Doo.

#### What do I do with these forms?

Bring all necessary forms to check-in and our Camp Program Director will collect them.





## CHAPTER FOUR: DEPARTING FOR CAMP

The following steps are best done when departing to camp.

Some units will do the following steps early. Feel free to work ahead!

Drive safe!

### SHARE TRAVEL PLANS WITH PARENTS

#### Itinerary

Some Summer Camp Coordinators will communicate their safe arrival with parents via social media or unit websites. This greatly helps parents who are “child-sick” from worrying about their child. The same can also be communicated when they are departing camp.

\*Parents like to see posts or picture updates along the way to see that their Scout is smiling and having fun. This helps everyone to communicate easily. \*

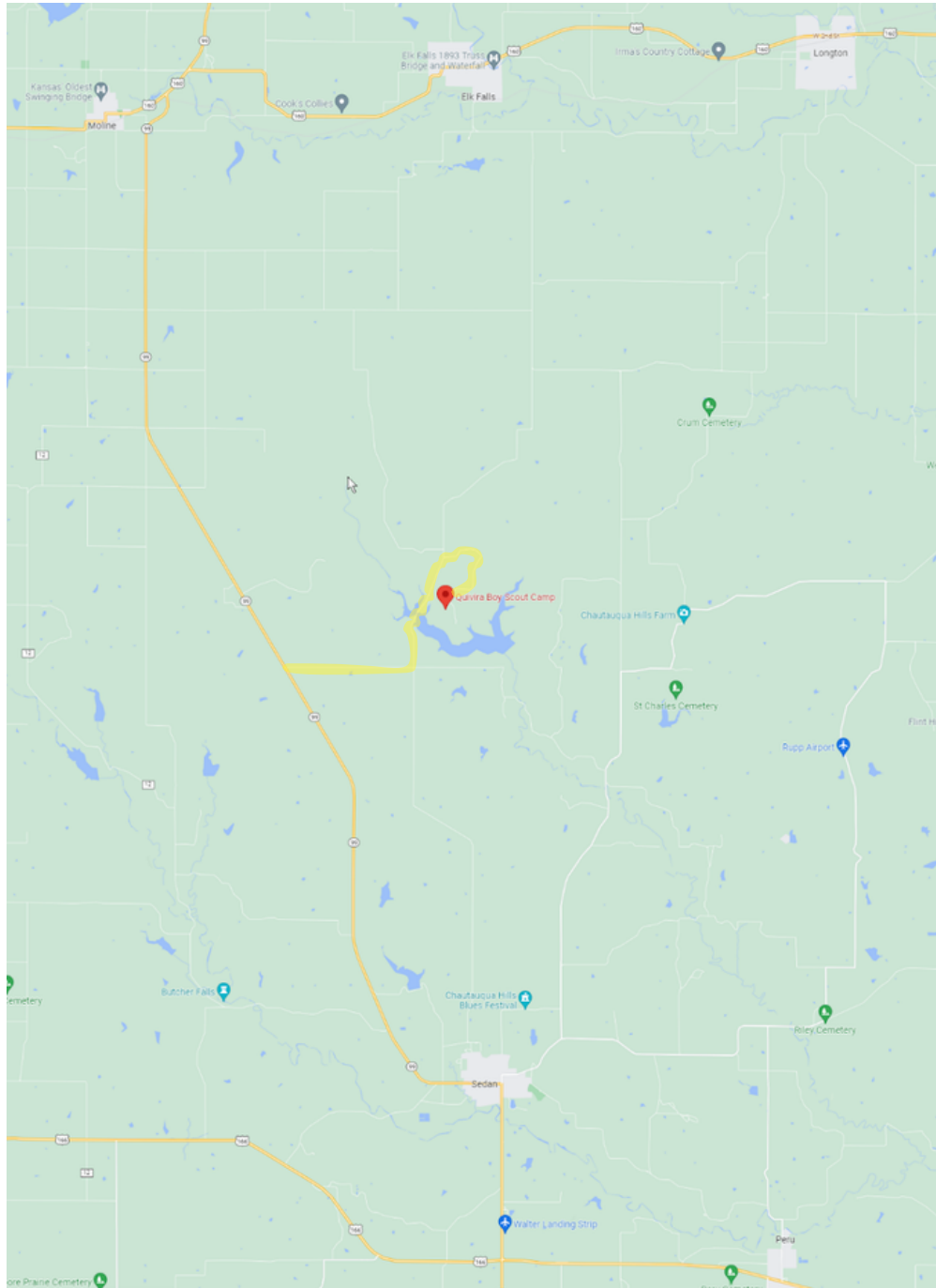
### HOW TO GET TO CAMP

Your check-in experience will go much smoother if you enter through the south entrance. Using your GPS navigation app, search for Quivira Scout Ranch, and it should get you to the bridge and close to the arrival parking area and check-in.

When on K-99, you will turn East on Quivira Road. You will travel approximately 2 miles to Road 19. There is a white church at the corner where you will turn North (left) onto Road 19, cross the bridge, traveling approximately 2 miles before reaching Pioneer Road at the white gates on the East (right) side of the road. From there you are about 1.5 miles away from the QSR Summer Camp parking area. All of these roads are graveled and can be very dusty. Please be careful to give adequate spacing between vehicles, use caution, and be aware that the large rolling hills make it difficult to see approaching vehicles. Enjoy the sights and abundance of wildlife as you drive safely into camp!

Once you arrive, you will be greeted by staff at the “warrior wall” (south side of the parking lot). They will give you directions to the administrative building for check-in, group photos, and lead you to your campsite.

## MAP TO QSR



**PRO TIP: "USE YOUR MAPS APP TO NAVIGATE TO QUIVIRA BOY SCOUT C, TURN LEFT AT THE CHURCH, CROSS THE BRIDGE, TAKE A RIGHT AT THE WHITE GATES AND ROLL INTO CAMP"**



## **What to expect - BSA traditional resident camp**

Sunday: Check-in and deliver documents at the Administration Building; including:

- All participant physicals
- Swim Tests
- All Personal Watercraft release statements

We will review the Unit roster you submitted online and if it is correct you are ready to move on! If not, we will ask you to make corrections.

You will receive a final campsite assignment and travel to your campsite.

Along the way, Camp Staff will direct you for a group photo, campsite orientation, and directions to the waterfront to complete Swim Test as needed.

Dinner at 6:00 pm and opening camp fire at 8:30 PM. See schedules for more details.

Monday / Rest of the Week:

In general, Breakfast is at 7:30am, Lunch is at 12:00, and Dinner is at 6pm. Merit badges are from 8:30 – 11:30, then 1:00-2:15, and unit activities happen between 2:30pm and 5pm. Free time is from 7pm until 9pm and includes time for dinner in the dining hall. Review camp schedules for specific details.

A Camp Commissioner will meet you at your campsite. During these meetings you will give feedback on how your week is going and be given reminders about upcoming events each day.

## **What to expect HIGH Q Adventure Week**

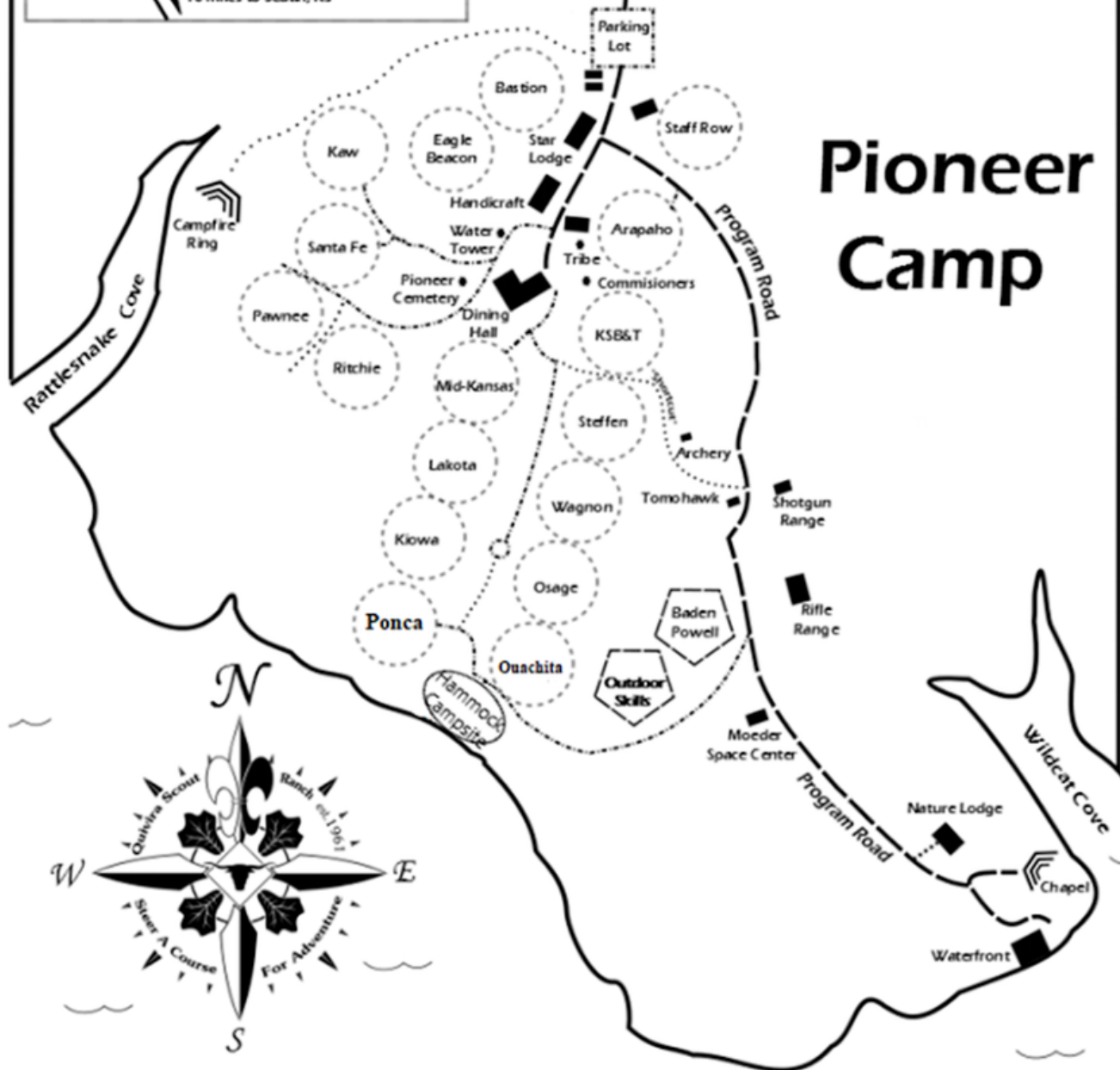
Sunday: You will experience the same check-in process as described above and then Staff will meet with your crew, your Crew will create a Crew flag and totem, and Staff will facilitate crew team-building activities. Dinner at 6:00 pm followed by Crew Orientation ~7:30pm – See Schedules for more details.

Monday / Rest of the Week:

In general, Breakfast is at 7:30am, Lunch is at 12:00, and Dinner is at 6pm. Program occurs between 8am to 8pm. Review your specific Crew schedule for specific details. Daily schedules will vary greatly depending upon which program your Scout is signed up for. While there will be ample down time, your Scout will not have the same free time that the BSA Traditional Resident Camp allows provides. See Schedules for details.



# Quivira Scout Ranch



**Murray Gill Lake**



# SCHEDULES

QSR 2024 – Traditional Program – Daily Camping Schedule								
	Sunday	Monday	Tuesday	Wednesday	Thursday	Friday	Saturday	
6:45 AM	Camp Closed	Flags					3rd Year Rock Carriers 5:00 AM	Pack Up
7:00 - 8:00 AM		Breakfast						
8:30 - 9:30 AM		Class 1	Class 1	Class 1	Class 1	Class 1	To-Go Breakfast	
9:45 - 10:45 AM		Class 2	Class 2	Class 2	Class 2	Class 2		
11:00 - 12:00 AM		Class 3	Class 3	Class 3	Class 3	Class 3		
12:30 PM		Lunch					Camp Closed	
1:15 PM	Camp Opens	Senior Patrol Leader Meeting						
1:45 - 2:45 PM		Class 4	Class 4	Class 4	Class 4	Class 4		
3:00 - 4:00 PM		Class 5	Class 5	Class 5	Class 5	Class 5		
4:15 - 5:15 PM		Open Program	Open Program	Open Program	Open Program	Open Program		
5:55 PM	Flags					Camp Closed		
6:00 PM	Dinner							
7:30 PM	Opening Campfire							
9:00 PM								
10:00 PM	Quiet Hour						Camp Closed	





# SCHEDULES

## HighQ 2024 - Daily Schedule Trek-01

	Sunday	Monday	Tuesday	Wednesday	Thursday	Friday	Saturday
6:45-7:45 AM	Camp Closed	Breakfast - Dining Hall				Breakfast - Crew Method, Cook In-camp	Breakfast - Dining Hall
8:00-8:30 AM		Assembly			Break Camp	Break Camp	Break Camp
9:00 AM - NOON		Jet Ski Orientation & Skills Test	Orienteering (Basic Skills & Overview)	Black Powder Orientation & Turkey Shoot/Top Trap	Trek to Indian Springs Outpost	Boat Fishing/Transport to Climbing Outpost	Check Out (10:30 AM Camp Closed)
12:15 PM					Safety Afloat & Basic Skills	10:00 AM Climbing Orientation/Climb on Safely	Camp Closed
1:10 PM		Lunch - Dining Hall			Lunch - Crew Method		
		Travel Time	Orienteering Check In	Travel Time	Canoe Check In	Open	
1:30 - 3:15 PM	Gates open at 1:30-3:00pm	Jet Ski Obstacle Course	Orienteering Race	Paint Ball - Mark it Up!	Swamp Canoes/Obstacle Course	Rock Time (Repel/Climb/Blay)	Camp Closed
3:45-5:15 PM	Check In & Swim Check		Refreshments/Results & Debrief			Trek to Rainbow Campsite/Showers/R&R	
	5:30 Crew Leader & Unit Leader Meeting (Camp at Rainbow)						
Dinner Prep/Religious Observation/Evening Duties							
6:00 PM	Crew Orientation	Dinner - Dining Hall			Cook In-camp	Dining Hall	
7:00 PM		Open Archery	Hawk Throwing	Open	Astronomy - Star Nav.	Root Beer Float Social	
8:00 PM		Crew Meeting - Thornes & Roses	Crew Meeting - Thornes & Roses	Crew Meeting - Thornes & Roses	Crew Meeting - Thornes & Roses	Closing Campfire	
9:45 PM						Trading Post	
10:00 PM		Taps and Quiet Hours					
Trading Post Hours	3:00 - 5:45 PM	7:45 - 12:00 PM, 12:45 - 6:00 PM, 6:45 - 9:00 PM					Closed

## HighQ 2024 - Daily Schedule Trek-02

	Sunday	Monday	Tuesday	Wednesday	Thursday	Friday	Saturday	
6:45-7:45 AM	Camp Closed	Breakfast - Dining Hall	Breakfast - Crew Method, Cook In-camp	Breakfast - Crew Method, Cook In-camp	Breakfast - Dining Hall	Breakfast - Dining Hall	Breakfast - Dining Hall	
8:00-8:30 AM		Assembly	Break Camp	Break Camp	Open	Open	Break Camp	
9:00 AM - NOON		Trek to Climbing Outpost	Rock Time (Repel/Climb/Blay)	Swamp/Obstacle Course	Orienteering Race		FISH Camp Intro (Lures/Open Fish)	Check Out (10:30 AM Camp Closed)
		Lunch - Crew Method						
		12:15 PM	Orienteering Check In	Shake Down & Load Out	Shake Down & Load Out	To Shooting Sports		
1:10 PM								
1:30 - 3:15 PM	Gates open at 1:30-3:00pm	Climbing Orientation/Climb on Safely/Rock Time	Rock Time (Repel/Climb/Blay)	Trek to Lake View Camp Site	Black Powder Orientation & Turkey Shoot/Top Trap	Boat Fishing	Camp Closed	
3:45-5:15 PM	Check In & Swim Check  5:30 Crew Leader & Unit Leader Meeting (Camp at Lake View)		Safety Afloat, Canoe to Indian Springs Outpost	Orienteering (Basic Skills & Overview)				
Dinner Prep/Religious Observation/Evening Duties								
6:00 PM	Dinner - Dining Hall	Dinner - Crew Method			Dinner - Dining Hall			
7:00 PM	Crew Orientation	Low COPE	Astronomy - Star Nav.	Open Archery	Clean up/Evening Duties	Root Beer Float Social		
8:00 PM		Crew Meeting - Thornes & Roses	Crew Meeting - Thornes & Roses	Crew Meeting - Thornes & Roses	Crew Meeting - Thornes & Roses	Closing Campfire		
9:45 PM						Trading Post		
10:00 PM	Taps and Quiet Hours							
Trading Post Hours	3:00 - 5:45 PM	7:45 - 12:00 PM, 12:45 - 6:00 PM, 6:45 - 9:00 PM					Closed	

# SCHEDULES

## HighQ 2024 - Daily Schedule Trek-03

	Sunday	Monday	Tuesday	Wednesday	Thursday	Friday	Saturday
6:45-7:45 AM	Camp Closed	Breakfast - Dining Hall			Breakfast - Crew Method, Cook In-camp	Breakfast - Crew Method, Cook In-camp	Breakfast - Dining Hall
8:00-8:30 AM		Assembly	Break Camp	Break Camp	Break Camp	Break Camp	Break Camp
9:00 AM - NOON		Orienteering (Basic Skills & Overview)	Black Powder Orientation & Turkey Shoot/Top Trap	Jet Ski Obstacle Course	Open Fish	Safety Afloat & Canoe to Indian Springs Outpost	Check Out (10:30 AM Camp Closed)
12:15 PM		Lunch - Crew Method					
1:10 PM		Orienteering Check In	Travel Time	Shake Down & Load Out	Climbing Check In	Shake Down & Load Out	Camp Closed
1:30 - 3:15 PM	Gates open at 1:30-3:00pm	Orienteering Race	Jet Ski Orientation & Skills Test	Dam Outpost	Climbing Orientation/Climb on Safely/Rock Time	Trek to Kaw Campsite Showers/R&R	
3:45-5:15 PM	Check In & Swim Check 5:30 Crew Leader & Unit Leader Meeting (Camp at Kaw)	Refreshments/Results & Debrief		FISH (Lures/Limb-lines/Fish ID)			
Dinner Prep/Religious Observation/Evening Duties							
6:00 PM	Dining Hall	Dinner - Crew Method, Cook In-camp		Chuck Wagon Dinner	Dinner - Crew Method	Dining Hall	
7:00 PM	Crew Orientation	Open Archery	Hawk Throwing	Open Fish	Low COPE	Root Beer Float Social	
8:00 PM		Crew Meeting - Thornes & Roses	Crew Meeting - Thornes & Roses	Crew Meeting - Thornes & Roses	Crew Meeting - Thornes & Roses	Closing Campfire	
9:45 PM						Trading Post	
10:00 PM	Taps and Quiet Hours						
Trading Post Hours	3:00 - 5:45 PM	7:45 - 12:00 PM, 12:45 - 6:00 PM, 6:45 - 9:00 PM					Closed

## HighQ 2024 - Daily Schedule Trek-04

	Sunday	Monday	Tuesday	Wednesday	Thursday	Friday	Saturday	
6:45-7:45 AM	Camp Closed	Breakfast - Dining Hall	Breakfast - Crew Method, Cook In-camp	Breakfast - Crew Method, Cook In-camp	Breakfast - Crew Method, Cook In-camp	Breakfast - Crew Method, Cook In-camp	Breakfast - Dining Hall	
8:00-8:30 AM		Assembly	Break Camp	Break Camp	Break Camp	Break Camp	Break Camp	
9:00 AM - NOON		Trek to Indian Springs Outpost	Geocaching (A-foot & A-Float)	Rock Time (Repel/Climb/Blay)	Open Fish  11:00 AM - Trek to Hells Hollow for Lunch	Jet Ski Obstacle Course	Check Out (10:30 AM Camp Closed)	
		Lunch						
12:15 PM								
1:10 PM		Canoeing Orientation	Pack Canoes	Shake Down & Load Out	Shake Down & Load Out	Shake Down & Load Out		
1:30 - 3:15 PM	Gates open at 1:30- 3:00pm	Safety Afloat & Basic Skills	Canoe to Climbing Outpost	Dam Outpost	Clark Walker Outpost	Pawnee Campsite	Camp Closed	
3:45-5:15 PM	Check In & Swim Check  5:30 Crew Leader & Unit Leader Meeting (Camp in Pawnee)	Swamp/Obstacle Course	Climbing Orientation/Climb on Safely	FISH (Lures/Limb-lines/Fish ID)	Jet Ski Orientation & Skills Test	Black Powder Orientation & Turkey Shoot/Top Trap		
Dinner Prep/Religious Observation/Evening Duties								
6:00 PM		Dinner - Crew Method		Chuck Wagon Dinner	Dinner - Crew Method	Dining Hall		
7:00 PM	Crew Orientation	Clean up/Evening Duties	Low COPE	Open Fish	Hawk Throwing	Root Beer Float Social		
8:00 PM		Crew Meeting - Thornes & Roses	Crew Meeting - Thornes & Roses	Crew Meeting - Thornes & Roses	Crew Meeting - Thornes & Roses	Closing Campfire		
9:45 PM						Trading Post		
10:00 PM	Taps and Quiet Hours							
Trading Post Hours	3:00 - 5:45 PM	7:45 - 12:00 PM, 12:45 - 6:00 PM, 6:45 - 9:00 PM					Closed	

# SCHEDULES

## HighQ 2024 - Daily Schedule F.I.S.H. Camp

	Sunday	Monday	Tuesday	Wednesday	Thursday	Friday	Saturday
6:45-7:45 AM	Camp Closed	Dining Hall	Dining Hall	Dining Hall	Crew Cooking	Dining Hall	Breakfast - In-camp
8:00-8:30 AM		Hazards and safety in fishing. (@ TSB)	Fishing Lures/ Bait making (@TSB)	Fish ID, ANS, Endangered. REQs; 1,2,3,4,8 W/ Fisheries Biologist. Install Fish Habitats. (@ Fishing Dock)	Outpost	Fly tying (@SM Training Room)	Break Camp
9:00 AM - NOON							Check Out (10:30 AM Camp Closed)
		Knots, fishing equipment (@nature Lodge)	Rules and Regulations w/ Game Warden (@TSB)		Fly Equipment/ Casting (@TSB/Flag Mall)		
12:15 PM		Lunch					
1:10 PM							
1:30 - 3:15 PM	Gates open at 1:30-3:00pm	Boating safety, Equipment, fishing from pontoon boats (@Waterfront)	Fish Habitat, Purpose, Design, Construct (@Fishing Dock)	Bow Fishing Range	Fish Cleaning, Examine Stomach Contents, age Fish (@TSB Covered Pad)	Fly Fishing	Camp Closed
3:45-5:15 PM	Check In & Swim Check  5:30 Crew Leader & Unit Leader Meeting			Prep for Outpost	Cooking (@TSB)		
Dinner Prep/Religious Observation/Evening Duties							
6:00 PM	Dining Hall	Dining Hall	Dining Hall	Outpost	Dining Hall - Fish Fry	Dining Hall	
7:00 PM	Crew Orientation	Fishing from Pontoons	Place FISH habitat	Outpost	Tie Flies	Root Beer Float Social	
8:00 PM			Fishing from Kayaks		F.I.S.H. History, intention for year round program	Closing Campfire	
9:45 PM		Crew Meeting - Thornes & Roses	Crew Meeting - Thornes & Roses		Crew Meeting - Thornes & Roses	Trading Post	
10:00 PM	Taps and Quiet Hours						
Trading Post Hours	3:00 - 5:45 PM	7:45 - 12:00 PM, 12:45 - 6:00 PM, 6:45 - 9:00 PM				Closed	

## HighQ 2024 - Daily Schedule Conquer the Water

	Sunday	Monday	Tuesday	Wednesday	Thursday	Friday	Saturday
6:45-7:45 AM	Camp Closed	Dining Hall	Dining Hall	Dining Hall	Dining Hall	Dining Hall	Breakfast - In-camp
8:00-8:30 AM		Water safety, water rescue, first aid	Tubing, Waterskiing	Sailing Day	Jet Ski Obstacle Course and fun	Boating confidence course	Break Camp
9:00 AM - NOON							Check Out (10:30 AM Camp Closed)
		12:15 PM	Lunch				
1:10 PM	Issue gear, boating orientation	Tubing, Waterskiing	Sailing contest, geocache	Snorkeling Intro, gear demo	Train the Trainer, How to take your Unit boating		
1:30 - 3:15 PM			Gates open at 1:30-3:00pm	Snorkel Trip	Put Boats Away		
3:45-5:15 PM	Check In & Swim Check	Kayake tour of Q	Jet Ski Safety				
Dinner Prep/Religious Observation/Evening Duties							
6:00 PM	Dining Hall						
7:00 PM	Crew Orientation	Tubing/Skiing safety, hand and arm signals	Sailing Intro	History of Murry Gill Lake, dangers below the surface	Prep for competition	Root Beer Float Social	
8:00 PM		Crew Meeting - Thornes & Roses	Crew Meeting - Thornes & Roses	Crew Meeting - Thornes & Roses	Crew Meeting - Thornes & Roses	Closing Campfire	
9:45 PM						Trading Post	
10:00 PM	Taps and Quiet Hours						
Trading Post Hours	3:00 - 5:45 PM	7:45 - 12:00 PM, 12:45 - 6:00 PM, 6:45 - 9:00 PM					Closed



# SCHEDULES

## HighQ 2024 - Daily Schedule Shooting

	Sunday	Monday	Tuesday	Wednesday	Thursday	Friday	Saturday
6:45-7:45 AM	Camp Closed	Breakfast - Dining Hall	Breakfast - Dining Hall	Breakfast - Dining Hall	Breakfast - Dining Hall	Breakfast - Dining Hall	Breakfast - Dining Hall
8:00 AM - NOON		Firearm Safety, Range Safety	Pistol Safety	1/2 at Shotgun Sporting Clays	Cowboy Action	Field Archery	Check Out (10:30 AM Camp Closed)
12:15 PM		Lunch					Camp Closed
1:00 - 3:15 PM		Gates open at 1:30-3:00pm	Black Powder (1/2 at BP Shotgun, 1/2 at BP rifle; switch at 3pm)	Pistol Course (1/2 at .22 pistol, 1/2 at BP pistol; switch at 3pm)	1/2 at .22 rifle ballistic course	Cowboy Action	
3:45-5:15 PM	Check In & Swim Check  5:30 Crew Leader & Unit Leader Meeting (Camp in ***)	Maintenance/Cleaning					
Dinner Prep/Religious Observation/Evening Duties							
6:00 PM	Dining Hall	Dining Hall	Dining Hall	Dining Hall	Dining Hall - Fish Fry	Dining Hall	
7:00 PM	Crew Orientation	BP evening shoot	Understanding ballistics	Safety of revolvers and lever action	Bow Fishing	Root Beer Float Social	
8:00 PM		Crew Meeting - Thornes & Roses	Crew Meeting - Thornes & Roses	Crew Meeting - Thornes & Roses	Crew Meeting - Thornes & Roses	Closing Campfire	
9:45 PM						Trading Post	
10:00 PM	Taps and Quiet Hours						
Trading Post Hours	3:00 - 5:45 PM	7:45 - 12:00 PM, 12:45 - 6:00 PM, 6:45 - 9:00 PM					Closed

## HighQ 2024 - Daily Schedule Rock the Q

	Sunday	Monday	Tuesday	Wednesday	Thursday	Friday	Saturday	
6:45-7:45 AM	Camp Closed	Breakfast - Crew Method, Cook In-camp	Breakfast - Crew Method, Cook In-camp	Breakfast - Crew Method, Cook In-camp	Breakfast - Crew Method, Cook In-camp	Breakfast - Crew Method, Cook In-camp	Breakfast - In-camp	
8:00-8:30 AM		Assembly	Anchors set	Anchors Set	Anchors Set	Anchors Set	Break Camp	
9:00 AM - NOON		Drive to Climbing Outpost, setup camp	Rock Time (Repel/Climb/Belay)	Rock Time (Repel/Climb/Belay)	Rescue Drills	Train the Trainer, How to take your Unit climbing	Check Out (10:30 AM Camp Closed)	
12:15 PM		Lunch					Camp Closed	
1:10 PM		Anchors class	Lead Climbing Course	Rope Rescue Course	Rock Time (Repel/Climb/Belay)	Rock Time (Repel/Climb/Belay)		
1:30 - 3:15 PM	Gates open at 1:30-3:00pm	Climbing Orientation/Climb on Safely/Rock Time			Lead Climbing and Chimney Routes	Mechanical anchors (Cams, Nuts, hooks)		Drive Back to Pioneer
3:45-5:15 PM	Check In & Swim Check 5:30 Crew Leader & Unit Leader Meeting (Camp in ***)							
Dinner Prep/Religious Observation/Evening Duties								Camp Closed
6:00 PM	Dining Hall	Dinner, Crew Cooked	Dinner, Crew Cooked	Dining Hall	Dinner, Crew Cooked	Dining Hall		
7:00 PM	Crew Orientation	Low COPE	Low COPE	Showers	Evening Rescue Drill	Root Beer Float Social		
8:00 PM		Crew Meeting - Thornes & Roses	Crew Meeting - Thornes & Roses	Crew Meeting - Thornes & Roses	Crew Meeting - Thornes & Roses	Closing Campfire		
9:45 PM						Trading Post		
10:00 PM	Taps and Quiet Hours							Camp Closed
Trading Post Hours	3:00 - 5:45 PM	7:45 - 12:00 PM, 12:45 - 6:00 PM, 6:45 - 9:00 PM						



## CHAPTER FIVE: DEPARTING FROM CAMP

### CAMPSITE CHECK OUT

What happens in your Campsite:

A Commissioner will meet you at your campsite based on an agreed upon time. The Commissioner will be reviewing your site to ensure Scouts have left it better than found.

The Commissioner will give you a token after reviewing the “Equipment Check List” to ensure that all borrowed equipment is accounted for. You need this when checking out your Unit at the Administration Building, Star Lodge.

### CHECK OUT AT THE ADMINISTRATION BUILDING

Once you arrive at Star Lodge, you will receive/review:

Health forms (see Camp Medic)

QSR Camp Patches

Confirm your reservation for next summer, ask about discount Unit Deposit promotions!

Turn in your Camp Evaluation forms

Receive information about future Quivira Events

Drive safe...see you next year!



## FREQUENTLY ASKED QUESTIONS

### WHAT IF A SCOUT CANNOT ATTEND WITH THE UNIT?

QSR operates a “Maverick Scout” program for Scouts that cannot attend with their unit or would like to go an additional week. QSR Summer Camp team will assist your youth to identify and join units that have the appropriate adult leadership. Email [askquivira@scouting.org](mailto:askquivira@scouting.org)

### HOW DO SCOUTS BECOME CAMP STAFF?

QSR offers a Counselor in Training (CIT) position requiring Scouts complete staff development training and then spend time living and working with experienced Camp Staff during the summer camp season. This allows them the chance to learn necessary skills, practice in a supervised setting, and have a lot of fun. During Staff development CITs will learn how to teach a merit badge, lead programs, and learn QSR traditions. To get started simply go to [www.quivira.org](http://www.quivira.org) and search Camp Staff to get started. Submit the application and you could be selected as a new CIT!

### WILL PROGRAM SCHEDULES CHANGE AFTER I REGISTER?

Many factors play into delivering excellent program to our youth during summer camp; including, registered participants, supply chain, and changing regulatory landscape among others. We will do our best to deliver the program illustrated in the schedules of this Unit Guide; however, it is possible that program features, provided as examples, will be modified to accommodate circumstances leading up to the 2024 summer camp season. There is no guarantee that program schedules will not change.





**JOIN US FOR AMAZING QUIVIRA COUNCIL OPPORTUNITIES ALL YEAR:**

- Top Shot – Unit level shooting competition weekend
- Climb Q – Climbing fun beyond the merit badge
- F.I.S.H. Camp – Year-round program
- Trappers – Winter camping with a Frontier Rendezvous theme
- University of Scouting – Merit badge college, adult training, and more!
- NYLT – Premiere youth leadership training
- Wood Badge – Premier adult leadership training!

Make sure your Unit is watching the Quivira Council Calendar and represented at the Council Operations Meetings to stay up to date on Activities coming soon!



**[WWW.QUIVIRA.ORG](http://WWW.QUIVIRA.ORG)**