


## DOES SCOUTING WORK?

We all know Scouting's goal is to prepare young people for life, but does it work?

Scouting was put to the test over the course of three years, when a research team from Tufts University worked with the Boy Scouts of America's Cradle of Liberty Council to measure the character attributes of both Scouts and non-Scouts — all with a goal of better understanding the character development of youth as it was happening. The project, which was funded by the John Templeton Foundation and led by Dr. Richard M. Lerner, surveyed nearly 1,800 Cub Scouts and nearly 400 non-Scouts under age 12 using both interviews and survey data. **In the beginning, there were no significant differences in character attributes between the two groups. By the end, however, the differences were striking in several areas:**



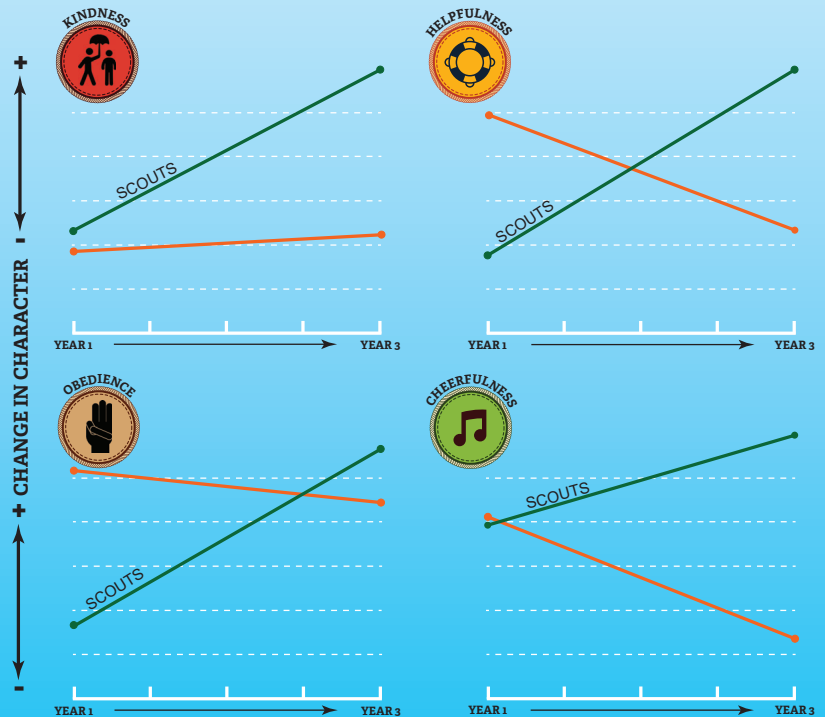
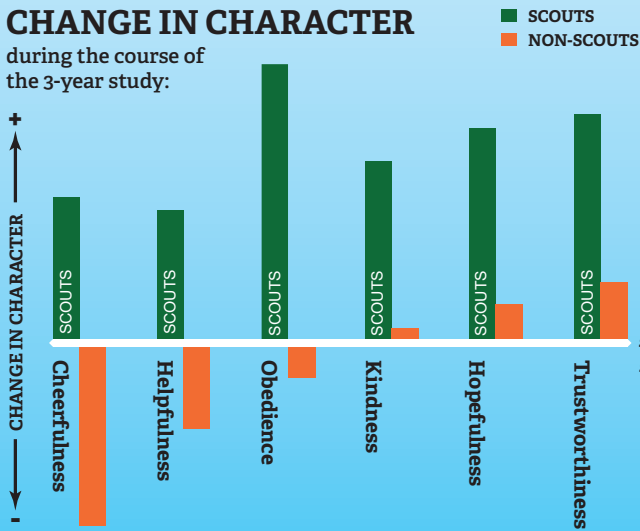
**2,000+**  
Scouts and non-Scouts  
aged 6-12 from across the  
Philadelphia area were  
measured in 6 key areas:



\*Hopeful Future Expectations

## CHANGE IN CHARACTER

during the course of  
the 3-year study:



### KEY FINDINGS:



The **more time** kids spend in Scouting, the **better the outcomes** in character development



Those who **attend meetings regularly** report **higher outcomes** virtually across the board when compared to Scouts with lower attendance



Scouts are more likely to embrace **positive social values** than non-Scouts



Scouts who are **more engaged** in the program report higher outcomes in nearly every category

With fun and discovery at every turn, Scouting makes the most of right now. But what's more, it builds positive character and provides young people a foundation they can stand on to embrace opportunity, overcome obstacles, and make new discoveries.

**SCOUTING WORKS.**

## HIGH SCHOOL GRADUATES LACKING...



- Professionalism/Work Ethic . . . . . 80.3%
- Teamwork/Collaboration . . . . . 75.7%
- Verbal Communication. . . . . 70.8%
- Ethics/Social Responsibility. . . . . 63.4%
- Critical Thinking/Problem Solving. . . . . 57.5%
- Information Technology Applications. . . . . 53.0%
- Written Communication. . . . . 52.7%
- Diversity. . . . . 52.1%
- Lifelong Learning/Self-Direction. . . . . 42.5%
- Creativity/Innovation. . . . . 36.3%

## TWO YEAR COLLEGE GRADUATES LACKING...



- Professionalism/Work Ethic. . . . . 83.4%
- Teamwork/Collaboration. . . . . 82.7%
- Verbal Communication. . . . . 82.0%
- Critical Thinking/Problem Solving. . . . . 72.2%
- Written Communication. . . . . 71.5%
- Ethics/Social Responsibility. . . . . 70.6%
- Information Technology Applications. . . . . 68.6%
- Lifelong Learning/Self-Direction. . . . . 58.3%
- Diversity. . . . . 56.9%
- Creativity/Innovation. . . . . 45.5%

## FOUR YEAR COLLEGE GRADUATES LACKING...



- Verbal Communication. . . . . 95.4%
- Teamwork/Collaboration. . . . . 94.4%
- Professionalism/Work Ethic. . . . . 93.8%
- Written Communication. . . . . 93.1%
- Critical Thinking/Problem Solving. . . . . 92.1%
- Ethics/Social Responsibility. . . . . 85.6%
- Leadership . . . . . 81.8%
- Information Technology Applications. . . . . 81.0%
- Creativity/Innovation. . . . . 81.0%
- Lifelong Learning/Self-Direction. . . . . 78.3%

*Consolidated Survey of Corporate America*