



2025 UNIT PLANNING GUIDE

Scouts BSA & Venturing Crews



This Guide is a resource for planning a successful summer camp experience. It includes information on the camp facilities, program opportunities, health and safety guidelines, and other important details to consider when preparing for your trip. The guide is designed to assist Scout leaders in creating a fun and safe camping experience for their Scouts and may be updated periodically during the year so be sure to visit www.quivira.org/summer-camp-2 to access the most current Unit Planning Guide and other updated information. This version is dated 12/18/24.

SUMMARY OF UPDATES/CHANGES

12/18/2024 edition

- p. 2. Changes to Camp Director Name to Alex Schmitt
- p. 4 Change “Specialty Camp” to “Specialized (OAKS and High Q) Camp Experiences”. Changed Specialty to Specialized in the paragraphs associated with this section.
- p. 5 Changes to Table of Contents to reflect changes in content
- p. 11 Changed “Camping Director” to Camp Director
- p. 18 Added section on Adult Leader Training.



Dear Unit Leaders,

Thank you for considering Quivira Scout Ranch for your unit's summer destination! This Planning Guide will serve as a resource as you plan for your summer camp adventure, starting now and leading all the way up to the day you walk onto camp.

This summer we bring a rich variety of Merit Badges, with opportunities for every Scout to learn something new. A few of our new offerings for 2025 include Moviemaking MB, Oceanography MB, and Fire Safety MB. We've also listened to your requests and are bringing back the Citizenship in the Nation MB and the Citizenship in the World MB. We offer higher level activities and trainings such as Leave No Trace Training, Black Powder Shooting, and Jet Skis. Whatever your Scouts' interest are, we've got something for them here at QSR!

Quivira Scout Ranch sits on 3,000 acres of Kansas prairie, surrounding the 475-acre Murray Gill Lake. Our programs are designed to help Scouts explore the land and the lake, through Merit Badge classes and through a higher adventure track. This summer, we are proud to offer a High Q and Resident Camp Hybrid week. The High Q and Resident Camp week will allow your older Scouts and some leaders to participate in a higher adventure camp, while your younger Scouts can go through a traditional week of Resident Camp. The High Q Track has the following options: FISH Camp, Conquer the Water, and a Backpacking Track. Each of these will have at least one outpost away from main camp. This week will have limited availability for both the High Q portion and the Resident Camp portion, so you won't want to delay in registering for that week!

We are committed to giving your Scouts the very best when they attend our camp. We exist because of you! We are committed to ongoing improvement and welcome your input as we continue to move forward. We hope this Guide can help to answer your planning questions and invite you to reach out as further questions arise.

We look forward to seeing you this summer at Quivira Scout Ranch!

Scoffee, Program Director
Alex Schmitt, Camp Director



THE PURPOSE OF THIS GUIDE

This guide is meant to assist your unit, especially the Summer Camp Coordinator, to prepare for QSR Summer Camp. This guide is organized in a chronological order of preparation, to help you know that you are on track.

If you start on page one and follow the steps listed on each page, your unit is guaranteed to be ready for QSR. The “Table of Contents” is designed to also function as a master checklist to ensure you’re prepared.

The goal of incorporating the QSR website in this guide is to help the unit leader easily share its relevant content with all stakeholders (Scouts, Adult Leaders, Parents of Scouts) in your unit.

We welcome any feedback or suggestions you may have to improve this guide. Please contact the Program Executive by email: askquivira@scouting.org






TABLE OF CONTENTS

Chapter One: Offseason preparations

- Managing Unit Reservations: 6
- First Things First: 7
- Camp Preparation Calendar: 8
- Know Before You Go, Rules and Policies: 10
- Camp Fees and Payment Schedule: 12
- Specialized (OAKS a& High Q) Camp Experiences: 14

Chapter Two: Commitments and registration

- Register Scouts for Programs: 18
- Adult Leader Training: 18
- Gather dietary restrictions: 18
- Share Merit Badge opportunities: 20
- Equipment for your unit: 22
- Determine arrival time to QSR and organize carpool / drivers: 23
- Determine swim qualification plans: 24
- Share Living with Wildlife guidance (ticks, racoons, mosquitos, bats): 25

Chapter Three: Three weeks before camp

- Share how to contact QSR: 26
- Share packing list with participants and parents: 27
- OA inductees for call out ceremony: 28
- Review Scouting Event information, ensure accuracy, and collect forms: 29

Chapter Four: Departing for camp

- Share travel plans to QSR with parents: 30
- How to get to camp: 30
- Map to get to camp: 31
- What to expect at Camp: 32
- Camp Pioneer Map: 33
- Schedule for Traditional Program: 34
- Schedules for HIGH Q adventure: 35-36

Chapter Five: Departing from camp: 37

Frequently Asked Questions (FAQ): 38

Dietary Needs Request Form: 39

2025 Weekly Menu: 40



Summer Camp Unit Leader Position Description

The description below is intended to assist the Unit Leader in identifying and explaining the role of a Summer Camp Coordinator to themselves or a volunteer taking on this significant role. While Scoutmasters can function as the adult leader in charge for summer camp, this is an excellent time to involve other Scouters with the logistics of preparing the troop for camp or being the in-camp adult leader for the week.

Qualifications

Volunteer with Scouting Unit attending QSR Summer Camp

Position Description

- Serve as primary coordinator for preparations for the QSR experience
- Utilizing resources outlined in this guide, inspire Scouts to attend QSR Summer Camp
- Recruit adult leaders and parents to serve in support roles such as merit badge coordinator, older Scout coordinator, carpool coordinator, etc...
- Serve as the voice of information from QSR Summer Camp team to your entire unit
- Ensure your unit has safe travel plans to and from QSR, and entire unit is aware of the schedule
- Collect necessary documents from Scouts, leaders, and parents
- Submit necessary information into your reservation
- Coordinate with unit treasurer to ensure payments are submitted on time to Quivira Council
- Coordinate collection and distribution of merit badges and awards earned at Camp
- Review emails from QSR Summer Camp team and share relevant information

Competencies

- Excellent communication, organizational, and leadership skills
- Problem solving and troubleshooting
- Ability to recruit fellow adult leaders for support
- Responsible and mature
- Strong time management and flexibility

Time Commitment

On average, Summer Camp Coordinators are spending one hour a week on preparations





CHAPTER ONE: OFFSEASON PREPARATIONS

The following steps are crucial to confirming your reservation and beginning your journey in preparation for QSR.

Managing Unit Reservation

To manage your unit's registration, please visit: www.quivira.org/summer-camp-2

Is this your first time, or do you need help figuring out the registration process? Scan the QR code below with your camera app and tap the link to find RESOURCES that will help you through the registration process.

Stay connected throughout the year!

A great deal of information is shared throughout the year, including program highlights, meeting announcements, and contests on social media.

- www.QUIVIRA.org
- AskQuivira@Scouting.org
- www.facebook.com/QUIVIRA_COUNCIL



PRO TIP: MOST UNITS COMPLETE THESE TASKS EITHER BEFORE DECEMBER 15, OR AS SOON AS THEY MAKE A RESERVATION.



CHAPTER ONE: OFFSEASON PREPARATIONS



First Things First!

Double check that your unit has these items lined up first.

- Adult Supervision
 - Two registered adult leaders 21 years of age or over are required at all Scouting activities, including meetings.
 - There must be a registered female adult leader 21 years of age or over in every unit serving females.
 - A registered female adult leader 21 years of age or over must be present for any activity involving female youth.
 - All adults accompanying a Scout who are present overnight must be registered as leaders.
- All adults must have completed Youth Protection training
 - If you are having trouble finding adult leadership, connect with the QSR Summer Camp team and we will help troubleshoot. Often, we can pair your unit with another unit.
- Health Forms
 - All participants must have an annual physical, this includes Part A, B, and C.



CAMP PREPARATION CALENDAR:

Date	Activity
August 1	Early Bird Reservation for Next year's camp opens. (\$200/unit deposit)
December 15	Early Bird registration deadline ends.
December 16	Standard Fee is in Effect
March 1	Scouts may begin to register for programs/classes with 50% payment of their camp fee.
April 1	Dietary Needs request form is due to D'Kolle.Mowery@scouting.org
April 1	Youth Registration Due for Early Bird and Standard Fees. All class fees to be paid by this date to secure the class. Full unit payment due for all participants (youth and adult).
April 2	Late Registration Fee is in effect and must include full payment.
April 30	Last Day for any Registrations.
May 15	<ul style="list-style-type: none"> • Recommended to schedule swim checks locally prior to camp. (p. 24) • Online adjustments to the scouting event ends. • Check registrations and camp roster. • Provide pre-requisite info on merit badges, special clothing needs, requirements, boaters education requirements, and costs to scouts. • Prepare participants for tick prevention.

May 20	Early arrival camping request due to askquivira@scouting.org
May 31	Collect Updated Health Forms and Permission Slips
<hr/> (3 weeks before camp)	<ul style="list-style-type: none"> • Share with parents: <ul style="list-style-type: none"> o How to contact QSR (P. 26 o Packing list • Collect Personal watercraft release statements/Hold Harmless Agreement • Notify parents of departure and return plans • Consider: Travel route, food for travel time.
<hr/> (1 week before camp)	<ul style="list-style-type: none"> • Treat clothing with tick repellent • Collect Boater's education certification
<hr/> Departure for camp	<p>Confirm you have:</p> <ul style="list-style-type: none"> • Health forms for each participant and adult • Permission slips for each youth • Swim Check forms • Personal watercraft release statement/hold harmless agreement • Boater's education certifications • Lunch if needed
<input type="checkbox"/> Week 1 6/8/25 to 6/13/25 <input type="checkbox"/> Week 2 6/15/25 to 6/21/25 <input type="checkbox"/> Week 3 6/22/25 to 6/28/25 <input type="checkbox"/> Week 4 7/13/25 to 7/19/25	<p>Week 1 through 4 Traditional Resident Camp Week 4 High Q Camp</p>



CHAPTER ONE: OFFSEASON PREPARATIONS

KNOW BEFORE YOU GO!



RULES AND POLICIES

- Scouts are not allowed to leave camp with someone other than their authorized parent or guardian and without the express approval of the Unit leader and Camp Director. The Unit Leader **MUST** accompany the Scout leaving and sign the "Check Out Form". Prior approval from the legal parent or guardian is required for a Scout to leave Camp early.
- Always wear a seatbelt.
- All people are to ride in vehicles only where they have a dedicated seatbelt.
- Observe camp speed limits of 5 mph.
- When not in use, all fuels must be kept in locked storage.
- Only your unit trailer is allowed at each campsite. If your unit needs to have a vehicle to assist a person with physical impairment, you will receive a special parking pass from the Camp Director.
- Scouts are expected to be at their campsite when the evening program ends.
- Leaders should only smoke in designated areas.
- The following items are prohibited:
 - Fireworks of any kind
 - Pets
 - Alcohol / Illegal drugs
 - Personal firearms
 - Sheath Knives
- The Buddy System is a required practice at QSR and this standard should be applied in a common-sense fashion. There may be some in-camp situations in which a buddy is not needed. We ask that units enforce the Buddy System as much as possible for everyone's safety.
- Hiking is the preferred method of transportation at QSR.
- Only "big tire" bikes can handle our camp roads. Helmets must be worn.
- No touring or road bikes at camp!
- Please remind Scouts to be respectful of hikers and give notification when "passing on the left or right."



FAMILIES OR GUESTS MAY VISIT THE TROOP CAMPSITE WITH THE APPROVAL OF THE CAMP DIRECTOR, BUT WILL NOT BE ALLOWED TO PARTICIPATE.



CHAPTER ONE: OFFSEASON PREPARATIONS

KNOW BEFORE YOU GO!



Health Forms

All youth and adults must have completed a long-term health and medical form to turn in upon arrival. Health forms are available on www.Quivira.org. At Camp, our Health Lodge director will collect, review, and store all health forms in our health lodge, until we return them at the end of the week.



Medications

The QSR Health Lodge is available for consulting and supporting adult leaders with Scouts medications. Any medications taken at camp must be on the participants Health Form. Urge Scouts to always keep rescue medications on their person. All medications must be kept in a locked container. Parents should discuss any medication concerns with attending adult leaders.



Deer and Wood Ticks

Concerns and health problems associated with various ticks have been widely reported throughout much of America, including the areas surrounding camps in Quivira Council. Please visit www.Quivira.org/dealing-with-ticks to view the deer and wood tick resource.



Severe Weather

Emergency procedures and directions are posted in your campsite. Camp administration monitors weather conditions using information from the National Weather Service. In an emergency, QSR staff will notify your unit when it's time to head to appropriate locations. Generally, QSR will begin heading to shelters 45 minutes prior to the storm arriving.



Food Service

QSR offers a dining hall to all participants during Scouting America Traditional Resident Camp. The dining hall will provide USDA nutrition compliant meals. QSR Camp staff attempts to address all food allergies that are identified to them during the registration process. Please review p. 18 for actions to take to ensure your special dietary needs are met. Check out the menu on p. 39.



Statement of Nondiscrimination

These camping opportunities are made available through Quivira Council, Scouting America. They meet the standards of the National Council, BSA, and are inspected to assure a high quality, successful camping experience. QSR is committed to a policy that all persons shall have equal access to its facilities, employment, and USDA Child Nutrition Program without regard to race, creed, color, sex, national origin, age, or handicap.





CHAPTER ONE: OFFSEASON PREPARATIONS

Camp Fees and Payment Schedule

Youth Traditional: Early Bird Fee: \$340.00 Standard Fee: \$440.00 Late Fee: \$540.00
Youth and Adult HIGH Q: Early Bird Fee: \$390.00 Standard Fee: \$490.00 Late Fee: \$590.00
Adult Traditional: Early Bird Fee: \$125.00 Standard Fee: \$175.00 Late Fee: \$200.00

Payment Schedule

- **August 1, 2024:** program reservations open on-line.
- **By December 15, 2024:** \$200 deposit secures the 2025 Early Bird price for your Unit. All deposits are non-refundable and credited to Unit fees due.
- **December 16, 2024 to March 31, 2025:** If no early bird deposit made, Standard Fee applies and requires \$300 Unit deposit.
- **April 2, 2025 to April 30th, 2025** Late Fee applies, if not registered prior and requires payment in full.
- **April 1, 2025, full Unit payment is due for everyone attending.**
- \$40 late fee per youth will be applied for past due payments.
- 50% of Scout's balance is due before Class or High Q options can be selected, which will open on **March 1, 2025.**

Campsite reservations.

- Units will be able to request preferred campsites for \$50.

While QSR Camp staff cannot guarantee that you will get the exact campsite that you want, we will work with you to fulfill your requests. Campsites are designed to host approximately 30 Scouts; therefore, the preferred campsite fee does not guarantee exclusive use of the campsite.

No discount will be applied for Units bringing their own food.

In the event a guest (adult) is only staying for part of the week, the daily rate is prorated. Guests must be current with Youth Protection Training.

Waivers to this fee structure can only be authorized by the Council Scout Executive.

Other Camp Expenses

Consider costs beyond the fee from QSR for things like eating on the road, gas compensation for drivers, to supplement propane, etc. and have a conversation as a unit to determine what these costs are and how they will be covered.

PRO TIP: "PUT MONEY IN A SEPARATE ENVELOPE FROM TRADING POST MONEY AND GIVE IT TO UNIT LEADERS TO MAKE SURE SCOUTS HAVE MONEY FOR FOOD AND DRINK ON THE TRIP TO AND FROM CAMP."



Camperships

Financial support is available through [Quivira Council](http://www.quivira.org) but it is limited, and is first come, first served. Visit this www.quivira.org for more information or email askquivira@scouting.org for assistance.



Trading Post

Scouts will find handicraft items, camp souvenirs, supplies, and treats (slushies are a camp favorite!) available at the Trading Post. As a guideline, on average a Scout spends \$50 per week. Our Trading Posts accept credit cards or cash.





CHAPTER ONE: OFFSEASON PREPARATIONS



SPECIALIZED (OAKS & HIGH Q) PROGRAM EXPERIENCES

At QSR, there are specialized programs for a variety of our Scouts and Units.



QSR'S OUTDOOR ADVENTURE FOR KINDLING SCOUTS: OAKS PROGRAM

To support your Unit's crossovers, or new Scouts, we offer "OAKS", a 1st year program focused on Scouting fundamentals. Scouts will spend the week dedicated to learning a large portion of the Tenderfoot, Second Class, and First Class Rank Advancements; such as, the patrol method, fire starting, Totem chip, orienteering, event/activity planning, and citizenship.



HIGH Q ADVENTURE WEEK

This specialized program is designed for older Scouts looking for a summer program focused on adventure and experience beyond the traditional merit badge focused camp. HIGH Q participants, youth and adult, can participate in one of 3 Crews. Participants shall be a minimum age of 13 years old, are Blue Swimmer qualified, and able to un-swamp a canoe.

These program areas are created not only to earn merit badges, but to offer an in-depth curriculum that will help Scouts build upon their current skills or learn new ones.

HIGH Q Scouts can arrive as individuals, small groups, or whole Units and then split into their specific crews for the week.

HIGH Q Crew programs include:

- F.I.S.H. Camp
- Conquer the Water (Aquatics)
- Backpacking Trek

During HIGH Q some crews will enjoy eating in the dining hall and some will cook in camp where they will eat as a crew for a few meals, and some of the treks will be provided ingredients to cook with and are expected to cook their own meals most of the time.



PRO TIP: "HAVE YOUR SPL LOOK AT THE CAMPSITE MAP WITH THE PATROL LEADERS COUNCIL AND PLAN WHERE SCOUTS AND ADULTS ARE CAMPING BEFORE GETTING TO CAMP"

Backpacking Trek

This is an intro to backpacking using the Backpacking Merit badge as its base. Enjoy a two night outpost where you will get to canoe, go climbing and use tomahawks. Must be a blue swimmer and be able to un-swamp a canoe.



Conquer the Water

You will spend most of your time on the water using jet skis, paddle boards, small boat sailing, kayaks, canoes, dragon boats.

Enjoying climbing and tomahawks. Option to earn the Lifesaving/Swim and Water Rescue Training credential and Paddle Craft Safety Training credential. Participants must have boater's education completed prior to arriving at camp, be a blue swimmer and able to un-swamp a canoe. Required to bring a copy of the boater's education certificate and signed hold harmless agreement or will be moved to another course.

FISH Camp

Everything you wanted to know about fish, fishing and more! Learn how to make lures, tie flies, fly fish, cast, identify, age and clean fish.

Enjoy a fish fry! Participants have the opportunity to complete the Angler Award. Must be a blue swimmer and be able to un-swamp a canoe. Preference to have earned Fishing merit badge prior to FISH camp, but not required.



CHAPTER ONE: OFFSEASON PREPARATIONS



TRIBE OF QUIVIRA WARRIOR PROGRAM

All Participants at Summe Camp are invited to participate in the Tribe of Quivira Warrior Program. Through this annual program which started in 1923, all camp participants (youth and adult) can earn their coup thong, beads, tokens for their coup thong and name. Participants symbolically advance through the Tibe until the designation of Tribal Elder is awarded at the 5th year of camp. Monday meeting with the Tribe, all campers, youth and adult, are invited to learn more about the Tribe of Quivira and our summer program.


Year	Tribal desingation	Task	Recognition Token
1st	Tracker	You will "protect the camp" by keeping it free from litter and hear the story of Hiawatha.	Coup Thong
2nd	Hunter	You will "preserve the camp" by doing a service project, carve your initials on a log and gather sticks for the campfire	Wooden Block
3rd	Brave	Select a rock and chisel your initials. This burden reminds you of the responsibilites you face throughout life.	Receive Name and Eagle Claw
4th	Warrior	Meet with Tribal Elders	Dip your claw
5th	Old Warrior	Meet with Tribal Elders	Indian head pin
6th and longer	Tribal Elder	Help with the program throughout the week	Invitation to join with the Tribal Elders in Tribal Council meetings.



CHAPTER TWO: COMMITMENTS AND REGISTRATION

This chapter will focus on the steps related to engaging Scouts with the QSR website, getting program requests from them, and registering them online.

- Most units begin this process right after they complete Annual Planning, usually during the summer.
- Excite your older Scouts to head to Camp
- Use our Web Presence
- Facebook has constant reminders and advertisements for Scouts – check us out on social media as well!
- Word of Mouth
- Some units will have older Scouts share stories during the unit meeting of their older Scout adventures from last summer.





CHAPTER TWO: COMMITMENTS AND REGISTRATION

Register Scouts for Programs

March 1, 2025

With a 50% down payment for a Scout, you can log into your reservation to select classes or HIGH Q adventure path for your Scouts. As some program areas and merit badges have limited availability, we want to ensure that all units can register for the activities they want to participate in. To learn more about QSR Traditional Summer Camp programs and register your unit go to www.quivira.org/summer-camp-2 or use the QR code in Chapter One.

Scouts, and adults, attending HIGH Q can register and participate as individuals or as a Troop/Crew/Ship. Information about HIGH Q and registration is also found at www.quivira.org/summer-camp-2 or the QR Code.

Remember that for QSR Traditional Summer Camp and HIGH Q, you can secure the Early Bird Fee by placing your deposit before December 15th and once there has been a 50% down payment for a Scout they can then make their selection for a specific adventure program.

Adult Leader Training

Training for adults will be offered during camp, and registration for the classes will be available on Black Pug just as you register youth for classes. Please check registration for the list of classes offered each week.

Gather Dietary Restrictions

We are here to help you have an enjoyable camping experience and can provide substitutes or alternative menus for participants with one of the following dietary restrictions:

- Peanuts or nut allergies
- Gluten Allergies
- Lactose intolerance
- Pork restrictions
- Vegetarian

When signing up participants, you will be prompted to select your dietary restrictions from a list. Ensure when signing up participants that their dietary restrictions were properly noted in black pug under the participant's registration. In addition Dietary needs request forms (page 39) must be submitted via email to D'Kolle.Mowery@scouting.org by March 31, 2025.

Parents or unit leaders can reach out via email to AskQuivira@Scouting.org.

What if my dietary restrictions are more complicated?

We are currently not able to provide alternative food for other or multiple restrictions. However, we will store and serve all food that is brought for participants who have additional dietary restrictions. Your fee may be discounted for providing your own food, for dietary restrictions only, upon prior approval from the Program Executive (discounts are not guaranteed and may be less than what you spend on food).



CHAPTER TWO: COMMITMENTS AND REGISTRATION



SHARE MERIT BADGE OPPORTUNITIES

QSR offers over 40 different activity and merit badges during summer camp. This includes a focus on aquatic merit badges by offering swimming, lifesaving, canoeing, kayaking, rowboats, waterskiing, personal water craft and other activities; including, Dragon boats, tubing, and our Sea Doo Program. Sea Doo is a brand of personal watercraft commonly referred to as a jet ski. Any reference to jet ski herein refers to our fleet of Sea Doo Rec Lites...come ride!

Nature and Outdoor skills are a focus at QSR and our 3,000-acre ranch allows for a quality program to be immersed into nature, wildlife, fishing, fly fishing, fish and wildlife management, and a robust outdoor skills program area.

For Scouts interested in expanding their experience to include progressive skills, we offer chess, game design, and a slew of technology activities that include utilizing a 3D printer delivered indoors in air-conditioned classrooms.

For the more adventurous there are merit badges and activities for rock climbing, wilderness survival, standup paddle board, and more!

HOW DO SCOUTS SIGN UP?

The unit coordinator will enter merit badge choices for Scouts through on-line registration accessible from www.quivira.org/summer-camp-2 or use the QR code in this guide. Unit coordinator can also send parents a link and code to allow them to register themselves in black pug.

WHY ARE THERE AGE REQUIREMENTS?

QSR has limited capacities on merit badge sizes, and we do have recommended ages. These age guidelines help us attempt to ensure that Scouts are the right maturity and size for activities, and while we will not "ID" a Scout, we ask that your unit abide by the age recommendations. HIGH Q minimum age is 13 and more fully described in the HIGH Q section on page 11.

WHAT HAPPENS IF PAYMENT ON APRIL 15, 2025, IS MISSED?

On April 16, 2025, any program that was registered for, but the Scout failed to make the payment in full, will be opened for those on the "wish list". The "wish list" will be accommodated based on a first come - first served model, as well as based upon availability. To make sure that your Scouts' program requests are filled, ensure timely payments are made.



















MERIT BADGE/ACTIVITY LISTING

Below is a listing of the merit badges and activities offered this season.

2025 Merit Badge (MB) and Activity Selection




Eagle Merit Badges

Activity/Merit Badge	Area	Age Limit	Additional Information
3D Printing	Technology	13	
Archery MB	Archery Range		Additional Fee \$10
Art MB	Handicraft		With Sculpture MB
Basketry MB	Handicraft		Additional Fee \$10
Bird Study MB	Nature		
Black Powder	Rifle Range	13	Must have Rifle MB before enrolling. Additional Fee \$20
Canoeing MB	Aquatics		Must be a Blue Swimmer
Chemistry MB	Nature		
 Citizenship in the Nation MB	TBD		
 Citizenship in the World MB	TBD		
 Climbing MB	Climbing		
 Communication MB	TBD		
 Cooking MB	Outdoor Skills		
 Digital Technology MB	Technology		
 Emergency Preparedness MB	Outdoor Skills		Must have First Aid MB before enrolling
 Environmental Science MB	Nature		
 Fire Safety MB	Outdoor Skills		
 First Aid MB	Outdoor Skills		
 Fish and Wildlife Management MB	Nature		
 Fishing MB	Nature		Additional Fee \$25
 Game Design MB	Technology		
 Geocaching MB	Outdoor Skills		*if possible, bring phone with Geocaching App
 Indian Lore MB	Tribe		
 Insect Study MB	Nature		
Personal Water Craft	Aquatics	13	Must have Boater's Education completed before camp. Must have Hold Harmless Agreement form signed. Additional Fee \$25
Journalism MB	Technology		
Kayaking MB	Aquatics		Must be a Blue Swimmer
Leatherwork MB	Tribe		Additional Fee \$10
Leave No Trace	Nature		
Lifesaving MB	Aquatics		Must be a Blue Swimmer

Activity/Merit Badge	Area	Age Limit	Additional Information
Mile Swim	Aquatics		Must be a Blue Swimmer
Motorboating MB	Aquatics		Must be a Blue Swimmer
Mountain Biking	TBD		*Not MB, but rides can count toward Cycling MB. Culminates in a 22 mile round trip to Sedan, KS
Moviemaking MB	Technology		
Nature MB	Nature		
OAKS – Tenderfoot	Outdoor Skills		
OAKS – Second Class	Outdoor Skills		
OAKS – First Class	Outdoor Skills		
Oceanography MB	Nature		
Pioneering MB	Outdoor Skills		
Rifle Shooting MB	Rifle Range	10	Additional Fee \$20
Robotics MB	Technology		
Sculpture MB	Handicraft		With Art MB
Search and Rescue MB	Outdoor Skills		
Shotgun Shooting MB	Shotgun Range	13	Additional Fee \$20
Small-Boat Sailing MB	Aquatics	13	Must be a Blue Swimmer
Soil and Water Conservation MB	Nature		
Sustainability MB	Nature		
Swim and Water Rescue	Aquatics	15	Must be a Blue Swimmer
Swim Lessons	Aquatics		
Swimming MB	Aquatics		
Textile MB	Handicraft		
Theater MB	Handicraft		
Tubing	Aquatics	13	Must be a Blue Swimmer. Additional Fee \$25
Water Sports MB	Aquatics	13	Must be a Blue Swimmer. Additional Fee \$25
Weather MB	Nature		
Wilderness Survival MB	Outdoor Skills		Will take an overnight trip during the week
Woodcarving MB	Handicraft		





CHAPTER TWO: COMMITMENTS AND REGISTRATION




BRINGING YOUR OWN TROOP EQUIPMENT

Bring these recommended items for a fun week at QSR! **Bolded** items are highly recommended by camp staff as a necessity for a momentous week.

- **Health forms (A, B, and C, signed)**
- **Hold Harmless Agreements for water sports**
- **Roster**
- **Twine and/or Rope**
- Troop and Patrol Flags
- American Flag
- Medicine lock box
- Extra Matches
- **Tents**
- **Spare Tent Stakes**
- Canopy
- Lanterns w/ Mantels
- Song Books
- Extra Paper Towels
- Merit Badge Book Library
- Ice Chest
- Water Cooler
- Chisels, hammers, safety glasses for carving rocks (3rd year campers)
- **First Aid Kit**
- Troop Identification Sign
- Sharpening Stone
- Battery Operated Clock
- Thumb Tacks
- Trash Bags
- Padlock for Food Storage
- **Spare water bottles**
- Playing cards
- Frisbee
- **Water Cooler**
- **Clothes line/pins**
- Duct Tape





CHAPTER TWO: COMMITMENTS AND REGISTRATION



DETERMINE UNIT ARRIVAL TIME

The address for QSR is:
1781 Road 19, Sedan, KS 67361.

We are located about 1 hour 30 minutes from Wichita KS; 3 hours 10 minutes from Kansas City KC; 6 hours from Dallas TX; and 5 hours 30 minutes from Little Rock AR.

Food

You will want to arrive at QSR between 1pm and 3pm on Sunday. Your first meal at QSR will be on Sunday evening. Make sure that you plan your route accordingly to allow for rest stops, food breaks, and fuel stops as you are traveling to QSR. While there are many small towns in Kansas along US highways, not all towns have fuel, dining, or rest stops.

Dinner will be served in the dining hall at 6pm on Sunday.

Need to come in early?

If you are traveling over 300 miles and would like to request, you have the option to camp overnight on Saturday night. Requests for an early arrival date are due by May 20, 2025 by contacting the Program Executive via email:

askquivira@scouting.org





CHAPTER TWO: COMMITMENTS AND REGISTRATION



DETERMINE UNIT SWIM QUALIFICATION PLANS

All persons participating in BSA Aquatics are classified according to swimming ability. The classification tests and procedures have been developed and structured to demonstrate a skill level consistent with the circumstances in which the individual will be in the water. All participants must re-test annually. The Swimmer's test demonstrates the minimum level of swimming activity for recreational and instructional activity in a confined body of water with a maximum of 12-foot depth and with shallow water footing or a pool or pier edge always within 25 feet of the swimmer.

BSA SWIM TEST BEFORE CAMP:

We suggest that you complete Swim Tests before arriving at camp. Swim Tests completed before camp must be done by a certified lifeguard and a copy of the lifeguard's certification must be brought to camp along with the BSA Swim Classification Record. Access the BSA Swim Classification Record and other important forms for Camp at www.quivira.org/summer-camp-2

BSA SWIM TEST AT QSR:

Swim Tests may also be completed at QSR on Sunday, sign up must be made when you arrive to check-in. Please be punctual on your assigned Swim Test time and in proper swim attire when arriving at the Waterfront.

Swim Tests can be attempted during "open swim time" if a Scout wishes to re-test. If a Scout re-tests and receives a lower swim classification, that will become their new classification.

Here are a few tips that will help your arrival day go smoothly:

- Have your Scouts intentionally pack swimsuit and towel in an easily accessible location.
- As soon as your tents are set up, quickly change into your swimming attire, and pack dry clothes in a bag, then head down to the waterfront for your swim tests.

There are changing rooms at the waterfront to change back into dry clothes before heading back to camp.

Special Notes:

QSR Aquatics staff can ask any participant to re-test at any point.

HIGH Q participants must be Blue Swimmer Qualified and able to un-swamp a canoe.

PROPER SWIM ATTIRE: Appropriate attire is required for all activities. BSA's National Aquatics Subcommittee recommends: swimsuits should be comfortable, functional, and appropriate for the specific aquatic activity. For males, swim trunks or board shorts are appropriate. For females, modest one-piece swimsuit/shirt style tankini, or swim trunks over one-piece are appropriate. Inappropriate swimwear includes swim briefs, speedo style briefs, bikinis, or swim trunks short enough to allow exposure.



CHAPTER TWO: COMMITMENTS AND REGISTRATION



SHARE THE LIVING WITH WILDLIFE GUIDENCE:

QSR owns approximately 3,000 acres with a private 480-acre lake. The benefit of this is that our wilderness remains very natural.

The Scouts BSA have become experts on sharing the woods with raccoons, deer, squirrels, ticks, bats, coyotes, snakes, and a whole lot more. All these animals and more have been seen around QSR.

To ensure all participants remain safe, do not leave easy access to food and other smellables. This will prevent almost all issues. Being vigilant about teaching your Scouts, particularly the younger youth, how to safely store food and items with a scent such as deodorant, toothpaste, etc. can deter most problems that can occur with wildlife. It is highly recommended that sugary drinks, candy bars, and other trading post snacks/drinks are not allowed in or near tents. No one wants to be surprised by a curious raccoon or field mouse entering their tent to have a snack.





CHAPTER THREE: THREE WEEKS BEFORE CAMP

The following steps are best done three weeks before heading to camp.



SHARE WITH PARENTS HOW TO CONTACT QSR

BY MAIL:

Mail should be addressed as follows: Name
Troop Number
1781 Road 19, Sedan, KS 67361

Example:

Johnny Scout
Quivira Troop 3141
Quivira Scout Camp
1781 Road 19, Sedan, KS 67361

*Make sure that you send mail at least one week in advance, as packages and mail will not be forwarded back from camp if your Scout has already departed camp!

BY PHONE: Camp office 620-725-5242 (during summer camp sessions only)

Emergency phone messages can be received at the number above. Caller should be prepared to leave details such as Scout's name and unit number. Due to camp size and program details, it may take up to several hours for a message to reach the recipient.

Mobile coverage varies by carrier, but in general it is available. We strive for a wilderness atmosphere at camp, and encourage limited usage by adults, and strongly discourage any use by youth.

BY EMAIL:

Askquivira@scouting.org is monitored throughout the business day, and messages can be communicated to your unit or Scouts through this email. Due to camp size, it may take up to several hours for a message to reach the recipient. Time sensitive or emergency communications should be conducted by phone as described above.





CHAPTER THREE: THREE WEEKS BEFORE CAMP



SHARE PACKING LIST WITH PARTICIPANTS

Additional resources are available at www.quivira.org/camping-resources. This is a wonderful time to conduct a “ruck shake down” to inspect and ensure that all participants are properly packed, have plenty of time to make corrections, and are ready for a momentous week at QSR.

What Scouts Need to Bring to Camp – Average temperatures range from 70 to 95


SCOUTS (REQUIRED)

- o BSA Physical (Parts A, B and C), Signed
- o Field Uniform
- o Troop Activity Shirt
- o Jacket/Windbreaker
- o 6 Pair of Socks
- o 6 Pair of Underwear
- o 6 T-Shirts
- o 2 Pair Pants
- o 3 Pair Shorts
- o Hat
- o Sleepwear
- o Closed Toe & Heel Shoes
- o Belt
- o Poncho/Rain suit
- o Swimming Apparel & towel
- o Toiletries
- o Water bottle
- o Scouting Handbook (In zip-loc bag)
- o Day Pack
- o Sleeping Bag/Pillow
- o Sleep Pad
- o Personal First Aid Kit
- o Flashlight and Batteries
- o Tribal Coup Thong (Returners)
- o Pens, pencils, small notebook
- o Wristwatch
- o Spending Money
- o Sunscreen
- o Insect Repellant
- o Camp Chair
- o 2 Trash bags (1 for dirty laundry)

(OPTIONAL)

- o Camp Cup
- o Bible or prayer Book
- o Sewing kit
- o Water Shoes
- o Cot
- o Bike/Helmet
- o Mosquito netting
- o Pocketknife
- o OA Sash (If in OA)
- o Sunglasses
- o Battery Operated Fan/Batteries
- o Reading book





CHAPTER THREE: THREE WEEKS BEFORE CAMP



ORDER OF THE ARROW INDUCTEE DETAILS

Our Order of the Arrow Call Out Ceremony occurs at closing campfire on Friday night. QSR works directly with the Kansa Lodge Order of the Arrow and will review new inductee details with you at check-in.

Non-Quivira Council Units should bring a list of new inductees that you would like to be called out and deliver it during check-in. Please include the inductee's name, Unit, Lodge, and Chapter.





CHAPTER THREE: THREE WEEKS BEFORE CAMP



FINALIZE SCOUTING EVENT INFORMATION

QSR closes online adjustments May 15, 2025. To make changes after this time, please email the Program Executive at AskQuivira@Scouting.org.

Camp Roster

Please take time to review information in your online unit roster and make sure it is accurate. We are continuously checking participant registrations before May 15th to prepare for your arrival and an awesome experience at QSR!

Merit Badge Plans

Please take time to review merit badge information and make sure it is accurate. Ensure prerequisites are complete before arriving at camp. Review any other special needs/requirements/supply costs with Scouts.

Specialty Program Experiences

Rock Climbing, Waterskiing, and Sea Doo participation require that all participants arrive with all prerequisite work (if any, check the website) and specialty items listed (e.g. long pants for climbing). Review requirements with your Scouts to be prepared! Boating safety certification is required to be completed for Sea Doo PWC. If you arrive without this completed certification, you will be removed from the class and your class participation fee will be credited to the unit.



COLLECT PERSONAL WATERCRAFT RELEASE STATEMENTS AND KANSAS BOATING SAFETY CERTIFICATION

Who needs these forms?

Scouts participating in activities using Sea Doo Personal Watercraft (PWC) need to have completed a PWC agreement (included in the leader's registration packet) and the Kansas Boating Safety Course certification before a Scout will be allowed to drive a Sea Doo. Scouts that do not have these forms will be removed from the class and your participation fee will be credited to the unit.

What do I do with these forms?

Bring all necessary forms to check-in and our Camp Program Director will collect them.





CHAPTER FOUR: DEPARTING FOR CAMP

The following steps are best done when departing to camp.

Some units will do the following steps early. Feel free to work ahead!

Drive safe!



SHARE TRAVEL PLANS WITH PARENTS

Itinerary

Some Summer Camp Coordinators will communicate their safe arrival with parents via social media or unit websites. This greatly helps parents who are “child-sick” from worrying about their child. The same can also be communicated when they are departing camp.

*Parents like to see posts or picture updates along the way to see that their Scout is smiling and having fun. This helps everyone to communicate easily. *

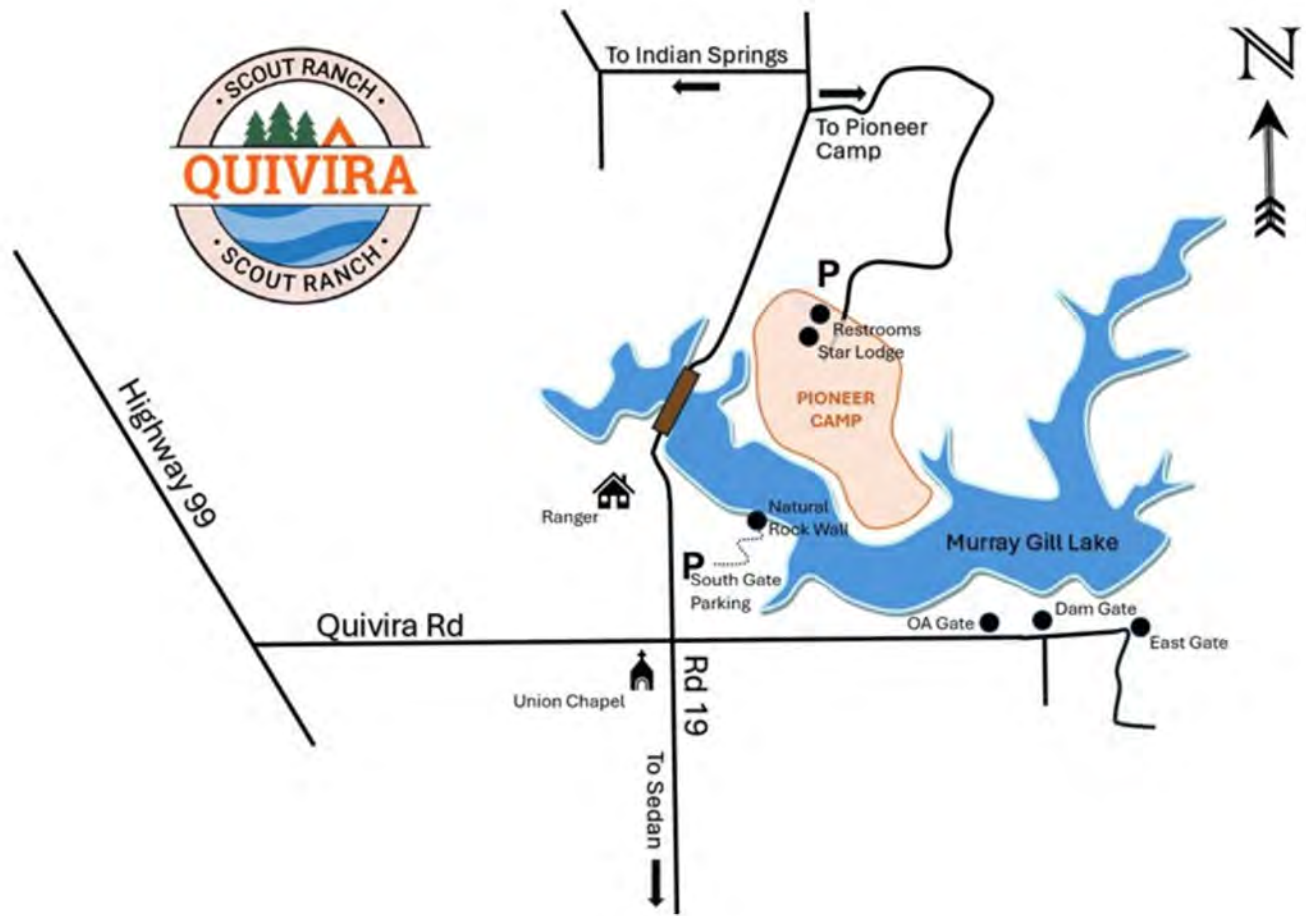
HOW TO GET TO CAMP

Your check-in experience will go much smoother if you enter through the south entrance. Using your GPS navigation app, search for Quivira Scout Ranch, and it should get you to the bridge and close to the arrival parking area and check-in.

When on K-99, you will turn East on Quivira Road. You will travel approximately 2 miles to Road 19. There is a white church at the corner where you will turn North (left) onto Road 19, cross the bridge, traveling approximately 2 miles before reaching Pioneer Road at the white gates on the East (right) side of the road. From there you are about 1.5 miles away from the QSR Summer Camp parking area. All of these roads are graveled and can be very dusty. Please be careful to give adequate spacing between vehicles, use caution, and be aware that the large rolling hills make it difficult to see approaching vehicles. Enjoy the sights and abundance of wildlife as you drive safely into camp!

Once you arrive, you will be greeted by staff at the “warrior wall” (south side of the parking lot). They will give you directions to the administrative building for check-in, group photos, and lead you to your campsite.

GETTING TO QSR



PRO TIP: "USE YOUR MAPS APP TO NAVIGATE TO QUIVIRA BOY SCOUT CAMP, TURN LEFT AT THE CHURCH, CROSS THE BRIDGE, TAKE A RIGHT AT THE WHITE GATES AND ROLL INTO CAMP"



What to expect - BSA traditional resident camp

Sunday: Check-in and deliver documents at the Administration Building; including:

- All participant physicals
- Swim Tests
- All Personal Watercraft release statements and KS Boater's Education Certification

We will review the Unit roster you submitted online and if it is correct you are ready to move on! If not, we will ask you to make corrections.

You will receive a final campsite assignment and travel to your campsite.

Along the way, Camp Staff will direct you for a group photo, campsite orientation, and directions to the waterfront to complete Swim Test as needed.

Dinner at 6:00 pm and opening camp fire at 8:30 PM. See schedules for more details.

Monday / Rest of the Week:

In general, Breakfast is at 7 am, Lunch is at 12:30 pm, and Dinner is at 6pm. Merit badges are from 8:45 – 11:45, then 1:30-3:30 , and free time between 4 pm and 6pm. Free time is from 7 pm until 9 pm and includes Tribe activities and other fun such as gaga ball and chess tournaments.

Review camp schedules for specific details.

A Camp Commissioner will visit you at your campsite. During these meetings you will give feedback on how your week is going and be given reminders about upcoming events each day.



What to expect HIGH Q Adventure Week

Sunday: You will experience the same check-in process as described above and then Staff will meet with your crew, your Crew will create a Crew flag and totem, and Staff will facilitate crew team-building activities. Dinner at 6:00 pm followed by Crew Orientation ~7:30pm – See Schedules for more details.

Monday / Rest of the Week:

In general, Breakfast is at 7 am, Lunch is at 12:30, and Dinner is at 6 pm. Program occurs between 8am to 8pm. Review your specific Crew schedule for specific details. Daily schedules will vary greatly depending upon which program your Scout is signed up for. While there will be ample down time, your Scout will not have the same free time that the BSA Traditional Resident Camp allows provides. See Schedules for details.



MAP OF CAMP PIONEER



TRADITIONAL RESIDENT CAMP SCHEDULE WEEKS 1, 2, 3

QSR 2025 - Traditional Resident Camp Schedule							
	Sunday	Monday	Tuesday	Wednesday	Thursday	Friday	Saturday
6:45 AM	Camp Closed	Flags				3rd Year Rock Carriers 5:00 AM	Pack Up To-Go Breakfast
7:00 - 8:00 AM		Breakfast					
8:30 - 9:30 AM		Class 1	Class 1	Class 1	Class 1	Class 1	
9:45 - 10:45 AM		Class 2	Class 2	Class 2	Class 2	Class 2	
11:00 - 12:00 AM		Class 3	Class 3	Class 3	Class 3	Class 3	
12:30 PM	Camp Opens	Lunch				Camp Closed	
1:15 PM		Scoutmaster and SPL Meeting Between Tribe and Commissioners					
1:45 - 2:45 PM		Class 4	Class 4	Class 4	Class 4		Class 4
3:00 - 4:00 PM		Class 5	Class 5	Class 5	Class 5		Class 5
4:15 - 5:15 PM		Open Program	Open Program	GaGa Ball Tournament	Open Program		Open Program
5:55 PM	Flags						
6:00 PM	Dinner						
7:30 PM	Opening Campfire	Tribe Night - Evening Program (30 Minutes)	Evening Program *Scoutmaster Shoot*	Evening Program *OA Night*	Evening Program *Staff Interest Meeting*	Closing Campfire	
9:00 PM		Quiet Hour					
10:00 PM		4th and 5th Year Program		2nd Year Program	1st Year Program		



HIGH Q WEEK 4 SCHEDULES


QSR 2025 - Daily Camping Schedule Conquer the Water							
	Sunday	Monday	Tuesday	Wednesday	Thursday	Friday	Saturday
6:45 AM	Camp Closed	Flags				3rd Year Rock Carriers 5:00 AM	Pack Up To-Go Breakfast
7:00 - 8:00 AM		Breakfast					
8:30 - 9:30 AM		Jet Ski	Small-Boat Sailing	Jet Ski	Small-Boat Sailing	Water Sports or Open Program	
9:45 - 10:45 AM							
11:00 - 12:00 AM							
12:30 PM		Lunch				Camp Closed	
1:15 PM	Camp Opens	Lifesaving /Swim and Water Rescue Skills	Paddle Craft Safety - Canoe/Kayak Skills	Kayak to Climbing	Kayak to Clark Walker		
1:45 - 2:45 PM				Climbing at Natural Wall	Tomahawks at Clark Walker		
3:00 - 4:00 PM							Conquer Debrief and High Q Celebration
4:15 - 5:15 PM							
5:55 PM	Flags						
6:00 PM	Dinner						
7:30 PM	Opening Campfire	Swim and Water Rescue Exam Study	Paddle Craft Safety Exam Study	Study Night	SWR and PCS Exams	Closing Campfire	
9:00 PM							
10:00 PM							Quiet Hour

QSR 2025 - Daily Camping Schedule FISH Camp								
	Sunday	Monday	Tuesday	Wednesday	Thursday	Friday	Saturday	
6:45 AM	Camp Closed	Flags				3rd Year Rock Carriers 5:00 AM	Pack Up To-Go Breakfast	
7:00 - 8:00 AM		Breakfast						
8:30 - 9:30 AM		Hazards, Safety, and Knots	Lures/Bait Making	Rules and Regulations with Game Warden	Fish ID and Fish Habitat Placement with Biologist	Return from Outpost		Make Up Requirements and Fishing
9:45 - 10:45 AM						Fish Cleaning and Ageing		
11:00 - 12:00 AM								
12:30 PM		Lunch				Fish Fry		Lunch
1:15 PM	Camp Opens	Boating Safety	Fly Tying	Netting and Seining	Fishing	FISH Debrief and High Q Celebration		
1:45 - 2:45 PM								
3:00 - 4:00 PM		Fishing	Fly Equipment and Casting					
4:15 - 5:15 PM								
5:55 PM	Flags							
6:00 PM	Dinner							
7:30 PM	Opening Campfire			Outpost @ Clark Walker		Closing Campfire		
9:00 PM								
10:00 PM							Quiet Hour	

JHIGH Q WEEK 4 SCHEDULES

QSR 2025 - Daily Camping Schedule Backpacking Trek							
	Sunday	Monday	Tuesday	Wednesday	Thursday	Friday	Saturday
6:45 AM	Camp Closed	Flags				3rd Year Rock Carriers 5:00 AM	Pack Up To-Go Breakfast
7:00 - 8:00 AM		Breakfast					
8:30 - 9:30 AM		Backpacking Basics @ Dining Hall	Leave No Trace Water Treatment	Pack Up and Leave on Two Day Outpost	Pack Up and Canoe to Climbing	Pack Up and Return to TSB	
9:45 - 10:45 AM							
11:00 - 12:00 AM		Lunch		Trail Lunch	Trail Lunch	Lunch	
12:30 PM	Camp Opens	Flags				Backpacking Debrief and High Q Celebration	
1:15 PM		Orienteering Orienteering Course	Wilderness First Aid	Tomahawks at Clark Walker Place Hike to Inspiration Point	Natural Wall Climbing Canoe to Indian Springs		
1:45 - 2:45 PM							Open Program
3:00 - 4:00 PM		Flags					
4:15 - 5:15 PM		Dinner		Outpost Dinner	Outpost Dinner		Dinner
5:55 PM	Opening Campfire					Closing Campfire	
6:00 PM				Outpost Night 1	Outpost Night 2		
7:30 PM		Quiet Hour					
9:00 PM							
10:00 PM							

QSR 2025 - Daily Camping Schedule HIGH Q WEEK Traditional Resident Camp							
	Sunday	Monday	Tuesday	Wednesday	Thursday	Friday	Saturday
6:45 AM	Camp Closed	Flags				3rd Year Rock Carriers 5:00 AM	Pack Up To-Go Breakfast
7:00 - 8:00 AM		Breakfast					
8:30 - 9:30 AM		Class 1	Class 1	Class 1	Class 1	Class 1	
9:45 - 10:45 AM		Class 2	Class 2	Class 2	Class 2	Class 2	
11:00 - 12:00 AM		Class 3	Class 3	Class 3	Class 3	Class 3	
12:30 PM	Lunch						Camp Closed
1:15 PM	Scoutmaster and SPL Meeting Between Tribe and Commissioners						
1:45 - 2:45 PM	Class 4	Class 4	Class 4	Class 4	Class 4		
3:00 - 4:00 PM	Class 5	Class 5	Class 5	Class 5	Class 5		
4:15 - 5:15 PM	Open Program	Open Program	GaGa Ball Tournament	Open Program	Open Program		
5:55 PM	Flags						
6:00 PM	Dinner						
7:30 PM	Opening Campfire	Tribe Night - Evening Program (30 Minutes)	Evening Program *Scoutmaster Shoot*	Evening Program *OA Night*	Evening Program *Staff Interest Meeting*	Closing Campfire	
9:00 PM							
10:00 PM	Quiet Hour						
		4th and 5th Year Program		2nd Year Program	1st Year Program		



CHAPTER FIVE: DEPARTING FROM CAMP



CAMPSITE CHECK OUT

What happens in your Campsite:

You may bring in one vehicle at a time to your campsite starting at 7 AM (pick up the gate pass on your way through the warrior wall). After packing, police your area for trash and missing tent stakes. Once your campsite is better than you found it, proceed to the dumpster to dispose of your trash, and then to Star Lodge to check out with the camp administration. Remember to return the gate pass and the reflector pole when you check out.



CHECK OUT AT THE ADMINISTRATION BUILDING

Once you arrive at Star Lodge, you will receive/review:

- Health forms (see Camp Medic)
- QSR Camp Patches and Tribal Coupthong beads
- Confirm your reservation for next summer, ask about discount Unit Deposit promotions!
- Receive your Camp Evaluation form QR Code
- Receive information about future Quivira Events

Drive safe...see you next year!



★ FREQUENTLY ASKED QUESTIONS

WHAT IF A SCOUT CANNOT ATTEND WITH THE UNIT?

QSR operates a “Maverick Scout” program for Scouts that cannot attend with their unit or would like to go an additional week. QSR Summer Camp team will assist your youth to identify and join units that have the appropriate adult leadership. Email askquivira@scouting.org

HOW DO SCOUTS BECOME CAMP STAFF?

QSR offers a Counselor in Training (CIT) position requiring Scouts complete staff development training and then spend time living and working with experienced Camp Staff during the summer camp season. This allows them the chance to learn necessary skills, practice in a supervised setting, and have a lot of fun. During Staff development CITs will learn how to teach a merit badge, lead programs, and learn QSR traditions. To get started simply go to www.quivira.org and search Camp Staff to get started. Submit the application and you could be selected as a new CIT!

WILL PROGRAM SCHEDULES CHANGE AFTER I REGISTER?

Many factors play into delivering excellent program to our youth during summer camp; including, registered participants, supply chain, and changing regulatory landscape among others. We will do our best to deliver the program illustrated in the schedules of this Unit Guide; however, it is possible that program features, provided as examples, will be modified to accommodate circumstances leading up to the 2025 summer camp season. There is no guarantee that program schedules will not change.



SPECIAL DIETARY REQUEST

**** FOOD ALLERGIES ****

**This form is for detailed information for meals – and
MUST BE COMPLETED & SENT IN BY 4/1/25**

Return to the Quivira Council Program Executive

***Dietary Request must also be indicated on the person's
registration in Black Pug.***

Please Print or Type

Unit Type: Troop Crew Sea Ship

Unit #: _____ Council: _____ District: _____

Unit Leader Making Request: _____

Unit Leader's Phone #: (_____) _____

Request Made For (Name of Person): **Y or A** _____
(Circle)

Type of Food Allergies: _____
(Please circle the need)

OFFICE USE: Copy to Food Coordinator on _____.

Return to: Quivira Council Program Executive
3247 N. Oliver, Wichita, KS 67220
or Scan and Email: D.Kolle.Mowery@scouting.org



2025 Quivira Scout Ranch MENU

	SUNDAY	MONDAY	TUESDAY	WEDNESDAY	THURSDAY	FRIDAY	SATURDAY
BREAKFAST	NA	BREAKFAST BURRITOS SCRAMBLED EGGS g v SAUSAGE g FLOUR TORTILLA v CORN TORTILLA g v GRATED CHEESE g v SALSA g v ASST. CEREAL v ORANGE JUICE g v	BAKED FRENCH TOAST BAKED FRENCH TOAST v BACON g ASST. CEREAL v APPLE JUICE g v SYRUP g v	BISCUITS v SUSAGE GRAVY v HONEY g v JELLY g v ASST. CEREAL v ORANGE JUICE g v HOME FRIES g v	CHEESE OMELETS DICED POTATOES g v BACON BITS g ASST. CEREAL v ORANGE JUICE g v DICED HAM g PEPPERS/ONIONS g v	HAM & EGGS HASH BROWNS g v ASST. CEREAL v APPLE JUICE g v SLICED HAM g COUNTRY POTATOES g v SCRAMBLED EGGS g v	GRAB AND GO CONTINENTAL! ASST. DANISH v ASST. CEREAL v MIXED FRUIT g v GRANOLA BARS g v
LUNCH	NA	CHICKEN FINGERS CHICKEN STRIPS g GRILLED CHICKEN STRIPS g v FRENCH FRIES g v KETCHUP g v RANCH DRESSING g v BBQ SAUCE g v PEANUT BUTTER BARS v	HAMBURGERS BURGER PATTY VEG PATTY g v BUNS v WEDGE FRIES g v LETTUCE/TOMATOES g v CHEESE SLICES g v KETCHUP g v MUSTARD g v CHOC. CHIP COOKIE v	PULLED PORK SAND. PULLED PORK g BUNS v BBQ SAUCE g v COLESLAW g v PICKLES g v BEANS g v ORANGE SHERBET g v	CHILI DOGS VEGGIE PATTY g v TATER TOTS g v KETCHUP g v MUSTARD g v CHEESE g v HOT DOG BUNS v HOT DOGS g CHILI g v VANILLA PUDDING g v	PIZZA INDIVIDUAL PAN OR PEPPERONI PIZZA MACARONI SALAD PEPPERONI g COOKIE v	NA
DINNER	CHICKEN FRIED STEAK BROWN GRAVY CHOPPED BEEF PATTY g GREEN BEANS g v RICE g v DINNER ROLL v ICE CREAM (CHOCOLATE VANILLA AND STRAWBERRY) g v	BEEF POT ROAST BEEF POT ROAST g BROWN GRAVY MASHED POTATOES g v CARROTS g v CORN BREAD v BROWNIES v	TURKEY W/ STUFFING TURKEY g GREEN BEANS g v CORNBREAD STUFFING v TURKEY GRAVY CORN g v ROLL v PUDDING g v	FAJITA DINNER CHICKEN FAJITA MEAT g CORN TORTILLA g v FLOUR TORTILLA v PEPPER/ONION FAJ BLEND g v REFRIED BEANS g v SOUR CREAM g v GRATED CHEESE g v CHIPS g v SALSA g v JALAPENOS g v STRAWBERRY SHORTCAKE v	SPAGHETTI W MEATSAUCE SPAGHETTI PASTA v GRILLED CHICKEN BREAST g SPAGHETTI SAUCE g v GROUND BEEF g GREEN BEANS g v BREAD STICKS v JELLO W/ FRUIT MIX g v	BBQ DINNER HERB RUBBED CHICKEN g BAKED BEANS g v POTATO SALAD g v PICKLES g v ONIONS g v CARROT CAKE v	NA



JOIN US FOR AMAZING QUIVIRA COUNCIL OPPORTUNITIES ALL YEAR:

- Top Shot - Unit level shooting competition weekend
- Climb Q - Climbing fun beyond the merit badge
- F.I.S.H. Camp - Year-round program
- Trappers Rendezvous- Winter camping with a Frontier Rendezvous theme
- University of Scouting - Merit badge college, adult training, and more!
- NYLT - Premiere youth leadership training
- Wood Badge - Premier adult leadership training!

Make sure your Unit is watching the Quivira Council Calendar and represented at the Council Operations Meetings to stay up to date on Activities coming soon!



WWW.QUIVIRA.ORG